

FORM NO. MGT-7

[Pursuant to sub-Section(1) of section 92 of the Companies Act, 2013 and sub-rule (1) of rule 11of the Companies (Management and Administration) Rules, 2014]



सत्यमेव जयते

Annual Return (other than OPCs and Small Companies)

Form language English Hindi

Refer the instruction kit for filing the form.

I. REGISTRATION AND OTHER DETAILS

(i) * Corporate Identification Number (CIN) of the company

L17110DN1986PLC000334

Pre-fill

Global Location Number (GLN) of the company

* Permanent Account Number (PAN) of the company

AAACA0201C

(ii) (a) Name of the company

ALOK INDUSTRIES LIMITED

(b) Registered office address

17/5/1, 521/1,
Village Rakholi/ Saily,
Silvassa
Dadra & Nagar Haveli
396230

(c) *e-mail ID of the company

investor.relations@alokind.com

(d) *Telephone number with STD code

02261787000

(e) Website

www.alokind.com

(iii) Date of Incorporation

12/03/1986

(iv)	Type of the Company	Category of the Company	Sub-category of the Company
	Public Company	Company limited by shares	Indian Non-Government company

(v) Whether company is having share capital

Yes

No

(vi) *Whether shares listed on recognized Stock Exchange(s)

Yes

No

(a) Details of stock exchanges where shares are listed

S. No.	Stock Exchange Name	Code
1	BSE Limited (BSE)	1
2	National Stock Exchange of India Limited (NSE)	1,024

(b) CIN of the Registrar and Transfer Agent

U67190MH1999PTC118368

Pre-fill

Name of the Registrar and Transfer Agent

LINK INTIME INDIA PRIVATE LIMITED

Registered office address of the Registrar and Transfer Agents

C-101, 1st Floor, 247 Park,
Lal Bahadur Shastri Marg, Vikhroli (West)

(vii) *Financial year From date 01/04/2021 (DD/MM/YYYY) To date 31/03/2022 (DD/MM/YYYY)

(viii) *Whether Annual general meeting (AGM) held Yes No

(a) If yes, date of AGM

(b) Due date of AGM

30/09/2022

(c) Whether any extension for AGM granted

Yes No

(f) Specify the reasons for not holding the same

AGM will be held on or before due date

II. PRINCIPAL BUSINESS ACTIVITIES OF THE COMPANY

*Number of business activities

1

S.No	Main Activity group code	Description of Main Activity group	Business Activity Code	Description of Business Activity	% of turnover of the company
1	C	Manufacturing	C2	Textile, leather and other apparel products	100

III. PARTICULARS OF HOLDING, SUBSIDIARY AND ASSOCIATE COMPANIES (INCLUDING JOINT VENTURES)

*No. of Companies for which information is to be given

15

Pre-fill All

S.No	Name of the company	CIN / FCRN	Holding/ Subsidiary/Associate/ Joint Venture	% of shares held
1	ALOK INFRASTRUCTURE LIMITED	U45201MH2006PLC164267	Subsidiary	100
2	ALOK INTERNATIONAL INC.		Subsidiary	100
3	Alok International (Middle East)		Subsidiary	100
4	Alok Global Trading (Middle East)		Subsidiary	100
5	Alok Singapore PTE Limited		Subsidiary	100
6	Alok Worldwide Limited		Subsidiary	100
7	Alok Industries International Limited		Subsidiary	100
8	Grabal Alok International Limited		Subsidiary	100
9	Grabal Alok (UK) Limited		Subsidiary	100
10	Mileta, a.s.		Subsidiary	100
11	New City of Bombay Manufacturing	U17291MH2007GOI195493	Joint Venture	49
12	Aurangabad Textiles and Apparel	U17121MH2007GOI195403	Joint Venture	49
13	Triumphant Victory Holdings Limited		Joint Venture	16.67
14	Kesham Developers & Infotech	U45201MH2006PTC165536	Subsidiary	100
15	Springdale Information & Technology	U67120MH2006PTC159739	Subsidiary	100

IV. SHARE CAPITAL, DEBENTURES AND OTHER SECURITIES OF THE COMPANY

(i) *SHARE CAPITAL

(a) Equity share capital

Particulars	Authorised capital	Issued capital	Subscribed capital	Paid up capital
Total number of equity shares	35,000,000,000	4,965,240,401	4,965,240,401	4,965,240,401
Total amount of equity shares (in Rupees)	35,000,000,000	4,965,240,401	4,965,240,401	4,965,240,401

Number of classes

1

Class of Shares	Authorised capital	Issued capital	Subscribed capital	Paid up capital
Equity Shares				

Number of equity shares	35,000,000,000	4,965,240,401	4,965,240,401	4,965,240,401
Nominal value per share (in rupees)	1	1	1	1
Total amount of equity shares (in rupees)	35,000,000,000	4,965,240,401	4,965,240,401	4,965,240,401

(b) Preference share capital

Particulars	Authorised capital	Issued capital	Subscribed capital	Paid-up capital
Total number of preference shares	5,000,000,000	2,500,000,000	2,500,000,000	2,500,000,000
Total amount of preference shares (in rupees)	5,000,000,000	2,500,000,000	2,500,000,000	2,500,000,000

Number of classes

1

Class of shares	Authorised capital	Issued capital	Subscribed capital	Paid up capital
Preference Shares				
Number of preference shares	5,000,000,000	2,500,000,000	2,500,000,000	2,500,000,000
Nominal value per share (in rupees)	1	1	1	1
Total amount of preference shares (in rupees)	5,000,000,000	2,500,000,000	2,500,000,000	2,500,000,000

(c) Unclassified share capital

Particulars	Authorised Capital
Total amount of unclassified shares	0

(d) Break-up of paid-up share capital

Class of shares	Number of shares			Total nominal amount	Total Paid-up amount	Total premium
	Physical	DEMAT	Total			
Equity shares						
At the beginning of the year	2,198,085	4,963,042,349	4,965,240,401	4,965,240,401	4,965,240,401	
Increase during the year	0	0	0	0	0	0
i. Public Issues	0	0	0	0	0	0
ii. Rights issue	0	0	0	0	0	0
iii. Bonus issue	0	0	0	0	0	0
iv. Private Placement/ Preferential allotment	0	0	0	0	0	0
v. ESOPs	0	0	0	0	0	0

vi. Sweat equity shares allotted	0	0	0	0	0	0
vii. Conversion of Preference share	0	0	0	0	0	0
viii. Conversion of Debentures	0	0	0	0	0	0
ix. GDRs/ADRs	0	0	0	0	0	0
x. Others, specify				0	0	
<input type="text" value="NA"/>						
Decrease during the year	0	0	0	0	0	0
i. Buy-back of shares	0	0	0	0	0	0
ii. Shares forfeited	0	0	0	0	0	0
iii. Reduction of share capital	0	0	0	0	0	0
iv. Others, specify				0	0	
<input type="text" value="NA"/>						
At the end of the year	2,198,085	4,963,042,3	4965240401	4,965,240,4	4,965,240,	

Preference shares						
At the beginning of the year	0	2,500,000,0	2500000000	2,500,000,0	2,500,000,	
Increase during the year	0	0	0	0	0	0
i. Issues of shares	0	0	0	0	0	0
ii. Re-issue of forfeited shares	0	0	0	0	0	0
iii. Others, specify				0	0	
<input type="text" value="NA"/>						
Decrease during the year	0	0	0	0	0	0
i. Redemption of shares	0	0	0	0	0	0
ii. Shares forfeited	0	0	0	0	0	0
iii. Reduction of share capital	0	0	0	0	0	0
iv. Others, specify				0	0	
<input type="text" value="NA"/>						
At the end of the year	0	2,500,000,0	2500000000	2,500,000,0	2,500,000,	

ISIN of the equity shares of the company

(ii) Details of stock split/consolidation during the year (for each class of shares)

Class of shares		(i)	(ii)	(iii)
Before split / Consolidation	Number of shares			
	Face value per share			
After split / Consolidation	Number of shares			
	Face value per share			

(iii) Details of shares/Debentures Transfers since closure date of last financial year (or in the case of the first return at any time since the incorporation of the company) *

Nil

[Details being provided in a CD/Digital Media]

Yes

No

Not Applicable

Separate sheet attached for details of transfers

Yes

No

Note: In case list of transfer exceeds 10, option for submission as a separate sheet attachment or submission in a CD/Digital Media may be shown.

Date of the previous annual general meeting		<input type="text"/>	
Date of registration of transfer (Date Month Year)		<input type="text"/>	
Type of transfer	<input type="text"/>	1 - Equity, 2 - Preference Shares, 3 - Debentures, 4 - Stock	
Number of Shares/ Debentures/ Units Transferred	<input type="text"/>	Amount per Share/ Debenture/Unit (in Rs.)	<input type="text"/>
Ledger Folio of Transferor		<input type="text"/>	
Transferor's Name	<input type="text"/>	<input type="text"/>	<input type="text"/>
	Surname	middle name	first name
Ledger Folio of Transferee		<input type="text"/>	

Transferee's Name	<input type="text"/>	<input type="text"/>	<input type="text"/>
	Surname	middle name	first name

Date of registration of transfer (Date Month Year)	<input type="text"/>
--	----------------------

Type of transfer	<input type="text"/>	1 - Equity, 2- Preference Shares,3 - Debentures, 4 - Stock
------------------	----------------------	--

Number of Shares/ Debentures/ Units Transferred	<input type="text"/>	Amount per Share/ Debenture/Unit (in Rs.)	<input type="text"/>
---	----------------------	---	----------------------

Ledger Folio of Transferor	<input type="text"/>
----------------------------	----------------------

Transferor's Name	<input type="text"/>	<input type="text"/>	<input type="text"/>
	Surname	middle name	first name

Ledger Folio of Transferee	<input type="text"/>
----------------------------	----------------------

Transferee's Name	<input type="text"/>	<input type="text"/>	<input type="text"/>
	Surname	middle name	first name

(iv) * Debentures (Outstanding as at the end of financial year)

Particulars	Number of units	Nominal value per unit	Total value
Non-convertible debentures	0	0	0
Partly convertible debentures	0	0	0
Fully convertible debentures	0	0	0
Total			0

Details of debentures

Class of debentures	Outstanding as at the beginning of the year	Increase during the year	Decrease during the year	Outstanding as at the end of the year
Non-convertible debentures	0	0	0	0
Partly convertible debentures	0	0	0	0
Fully convertible debentures	0	0	0	0

(v) Securities (other than shares and debentures)

0

Type of Securities	Number of Securities	Nominal Value of each Unit	Total Nominal Value	Paid up Value of each Unit	Total Paid up Value
Total					

V. *Turnover and net worth of the company (as defined in the Companies Act, 2013)

(i) Turnover

71,509,108,973

(ii) Net worth of the Company

-164,500,463,428

VI. (a) *SHARE HOLDING PATTERN - Promoters

S. No.	Category	Equity		Preference	
		Number of shares	Percentage	Number of shares	Percentage
1.	Individual/Hindu Undivided Family				
	(i) Indian	0	0	0	0
	(ii) Non-resident Indian (NRI)	0	0	0	0
	(iii) Foreign national (other than NRI)	0	0	0	0
2.	Government				
	(i) Central Government	0	0	0	0
	(ii) State Government	0	0	0	0
	(iii) Government companies	0	0	0	0
3.	Insurance companies	0	0	0	0
4.	Banks	0	0	0	0
5.	Financial institutions	0	0	0	0

6.	Foreign institutional investors	0	0	0	0
7.	Mutual funds	0	0	0	0
8.	Venture capital	0	0	0	0
9.	Body corporate (not mentioned above)	3,723,845,177	75	2,500,000,000	100
10.	Others	0	0	0	0
	Total	3,723,845,177	75	2,500,000,000	100

Total number of shareholders (promoters)

2

(b) *SHARE HOLDING PATTERN - Public/Other than promoters

S. No.	Category	Equity		Preference	
		Number of shares	Percentage	Number of shares	Percentage
1.	Individual/Hindu Undivided Family				
	(i) Indian	1,029,299,392	20.73	0	0
	(ii) Non-resident Indian (NRI)	22,931,539	0.46	0	0
	(iii) Foreign national (other than NRI)	0	0	0	0
2.	Government				
	(i) Central Government	10,000	0	0	0
	(ii) State Government	0	0	0	0
	(iii) Government companies	0	0	0	0
3.	Insurance companies	35,529,499	0.72	0	0
4.	Banks	97,079	0	0	0
5.	Financial institutions	0	0	0	0
6.	Foreign institutional investors	2,000,000	0.04	0	0
7.	Mutual funds	1,325,542	0.03	0	0
8.	Venture capital	0	0	0	0
9.	Body corporate (not mentioned above)	58,340,991	1.17	0	0
10.	Others FPIs, NBFCs, IEPF, Trusts, Cle	91,861,182	1.85	0	0

	Total	1,241,395,224	25	0	0
--	--------------	---------------	----	---	---

Total number of shareholders (other than promoters)

529,849

**Total number of shareholders (Promoters+Public/
Other than promoters)**

529,851

(c) *Details of Foreign institutional investors' (FIIs) holding shares of the company

0

Name of the FII	Address	Date of Incorporation	Country of Incorporation	Number of shares held	% of shares held

**VII. *NUMBER OF PROMOTERS, MEMBERS, DEBENTURE HOLDERS
(Details, Promoters, Members (other than promoters), Debenture holders)**

Details	At the beginning of the year	At the end of the year
Promoters	2	2
Members (other than promoters)	445,226	529,849
Debenture holders	0	0

VIII. DETAILS OF DIRECTORS AND KEY MANAGERIAL PERSONNEL




(A) *Composition of Board of Directors

Category	Number of directors at the beginning of the year		Number of directors at the end of the year		Percentage of shares held by directors as at the end of year	
	Executive	Non-executive	Executive	Non-executive	Executive	Non-executive
A. Promoter	0	0	0	0	0	0
B. Non-Promoter	0	3	0	3	0	0
(i) Non-Independent	0	0	0	0	0	0
(ii) Independent	0	3	0	3	0	0
C. Nominee Directors representing	0	4	0	4	0	0
(i) Banks & FIs	0	0	0	0	0	0
(ii) Investing institutions	0	0	0	0	0	0
(iii) Government	0	0	0	0	0	0
(iv) Small share holders	0	0	0	0	0	0

(v) Others	0	4	0	4	0	0
Total	0	7	0	7	0	0

Number of Directors and Key managerial personnel (who is not director) as on the financial year end date

(B) (i) *Details of directors and Key managerial personnel as on the closure of financial year

Name	DIN/PAN	Designation	Number of equity share(s) held	Date of cessation (after closure of financial year : If any)
Hemant Ishwarlal Desai 	00008531	Nominee director	0	
Anil Rajbanshi Kumar	03370674	Nominee director	0	
Venkataraman Ramcha 	02032853	Nominee director	0	
Nirav Rajesh Parekh	09505075	Additional director	0	
Siddharth Achuthan	00016278	Director	0	
Mumtaz Bandukwala	07129301	Director	0	
Rahul Yogendra Dutt	08872616	Director	0	
Sunil Omprakash Khan 	AGSPK9505G	Manager	0	
Bijay Agrawal	ACIPA8664L	CFO	0	
Hitesh Pravin Kanani	AGXPK8807G	Company Secretar	0	

(ii) Particulars of change in director(s) and Key managerial personnel during the year

Name	DIN/PAN	Designation at the beginning / during the financial year	Date of appointment/ change in designation/ cessation	Nature of change (Appointment/ Change in designation/ Cessation)
SAMIR CHAWLA	03499851	Nominee director	28/01/2022	Cessation
Nirav Rajesh Parekh	09505075	Additional director	03/03/2022	Appointment

IX. MEETINGS OF MEMBERS/CLASS OF MEMBERS/BOARD/COMMITTEES OF THE BOARD OF DIRECTORS

A. MEMBERS/CLASS /REQUISITIONED/NCLT/COURT CONVENED MEETINGS

Number of meetings held

Type of meeting	Date of meeting	Total Number of Members entitled to attend meeting	Attendance	
			Number of members attended	% of total shareholding
ANNUAL GENERAL MEETING	21/09/2021	496,080	34	0.01

B. BOARD MEETINGS

*Number of meetings held

6

S. No.	Date of meeting	Total Number of directors associated as on the date of meeting	Attendance	
			Number of directors attended	% of attendance
1	26/04/2021	7	7	100
2	27/05/2021	7	7	100
3	19/07/2021	7	7	100
4	18/10/2021	7	6	85.71
5	18/01/2022	7	7	100
6	03/03/2022	7	7	100

C. COMMITTEE MEETINGS

Number of meetings held

12

S. No.	Type of meeting	Date of meeting	Total Number of Members as on the date of the meeting	Attendance	
				Number of members attended	% of attendance
1	Audit Committee	26/04/2021	3	3	100
2	Audit Committee	27/05/2021	3	3	100
3	Audit Committee	19/07/2021	3	3	100
4	Audit Committee	18/10/2021	4	4	100
5	Audit Committee	18/01/2022	4	4	100
6	Nominations and Remuneration	16/07/2021	3	3	100
7	Nominations and Remuneration	03/03/2022	3	3	100
8	Stakeholders Forum	26/04/2021	4	4	100
9	Stakeholders Forum	16/07/2021	4	4	100
10	Corporate Social Responsibility	16/07/2021	3	2	66.67

D. *ATTENDANCE OF DIRECTORS

S. No.	Name of the director	Board Meetings			Committee Meetings			Whether attended AGM held on
		Number of Meetings which director was entitled to attend	Number of Meetings attended	% of attendance	Number of Meetings which director was entitled to attend	Number of Meetings attended	% of attendance	
1	Hemant Ishwar	6	5	83.33	2	2	100	
2	Anil Rajbanshi	6	6	100	4	4	100	
3	Venkataraman	6	6	100	10	10	100	
4	Nirav Rajesh F	1	1	100	0	0	0	
5	Siddharth Ach	6	6	100	9	9	100	
6	Mumtaz Bandi	6	6	100	7	7	100	
7	Rahul Yogend	6	6	100	8	8	100	

X. *REMUNERATION OF DIRECTORS AND KEY MANAGERIAL PERSONNEL

Nil

Number of Managing Director, Whole-time Directors and/or Manager whose remuneration details to be entered

1

S. No.	Name	Designation	Gross Salary	Commission	Stock Option/ Sweat equity	Others	Total Amount
1	Sunil Omprakash K ₊	Manager	15,054,925	0	0	0	15,054,925
	Total		15,054,925	0	0	0	15,054,925

Number of CEO, CFO and Company secretary whose remuneration details to be entered

2

S. No.	Name	Designation	Gross Salary	Commission	Stock Option/ Sweat equity	Others	Total Amount
1	Bijay Agrawal	CFO	8,614,752	0	0	0	8,614,752
2	Hitesh Pravin Kanar ₊	Company Secre ₊	7,004,990	0	0	0	7,004,990
	Total		15,619,742	0	0	0	15,619,742

Number of other directors whose remuneration details to be entered

3

S. No.	Name	Designation	Gross Salary	Commission	Stock Option/ Sweat equity	Others	Total Amount
1	Siddharth Achuthan ₊	Director	0	0	0	320,000	320,000

S. No.	Name	Designation	Gross Salary	Commission	Stock Option/ Sweat equity	Others	Total Amount
2	Rahul Yogendra Du	Director	0	0	0	280,000	280,000
3	Mumtaz Bandukwal	Director	0	0	0	280,000	280,000
	Total		0	0	0	880,000	880,000

XI. MATTERS RELATED TO CERTIFICATION OF COMPLIANCES AND DISCLOSURES

* A. Whether the company has made compliances and disclosures in respect of applicable provisions of the Companies Act, 2013 during the year Yes No

B. If No, give reasons/observations

XII. PENALTY AND PUNISHMENT - DETAILS THEREOF

(A) DETAILS OF PENALTIES / PUNISHMENT IMPOSED ON COMPANY/DIRECTORS /OFFICERS Nil

Name of the company/ directors/ officers	Name of the court/ concerned Authority	Date of Order	Name of the Act and section under which penalised / punished	Details of penalty/ punishment	Details of appeal (if any) including present status

(B) DETAILS OF COMPOUNDING OF OFFENCES Nil

Name of the company/ directors/ officers	Name of the court/ concerned Authority	Date of Order	Name of the Act and section under which offence committed	Particulars of offence	Amount of compounding (in Rupees)

XIII. Whether complete list of shareholders, debenture holders has been enclosed as an attachment

Yes No

(In case of 'No', submit the details separately through the method specified in instruction kit)

XIV. COMPLIANCE OF SUB-SECTION (2) OF SECTION 92, IN CASE OF LISTED COMPANIES

In case of a listed company or a company having paid up share capital of Ten Crore rupees or more or turnover of Fifty Crore rupees or more, details of company secretary in whole time practice certifying the annual return in Form MGT-8.

Name

Virendra G. Bhatt

Whether associate or fellow

Associate Fellow

Certificate of practice number

124

I/We certify that:

- (a) The return states the facts, as they stood on the date of the closure of the financial year aforesaid correctly and adequately.
- (b) Unless otherwise expressly stated to the contrary elsewhere in this Return, the Company has complied with all the provisions of the Act during the financial year.

Declaration

I am Authorised by the Board of Directors of the company vide resolution no. ... dated

(DD/MM/YYYY) to sign this form and declare that all the requirements of the Companies Act, 2013 and the rules made thereunder in respect of the subject matter of this form and matters incidental thereto have been complied with. I further declare that:

- 1. Whatever is stated in this form and in the attachments thereto is true, correct and complete and no information material to the subject matter of this form has been suppressed or concealed and is as per the original records maintained by the company.
- 2. All the required attachments have been completely and legibly attached to this form.

Note: Attention is also drawn to the provisions of Section 447, section 448 and 449 of the Companies Act, 2013 which provide for punishment for fraud, punishment for false statement and punishment for false evidence respectively.

To be digitally signed by

Director

DIN of the director

To be digitally signed by

- Company Secretary
- Company secretary in practice

Membership number

Certificate of practice number

Attachments

- 1. List of share holders, debenture holders
- 2. Approval letter for extension of AGM;
- 3. Copy of MGT-8;
- 4. Optional Attachment(s), if any

-
-
-
-

List of attachments

This eForm has been taken on file maintained by the Registrar of Companies through electronic mode and on the basis of statement of correctness given by the company

IV. SHARE CAPITAL, DEBENTURES AND OTHER SECURITIES OF THE COMPANY

(i) *SHARE CAPITAL

(a) Equity share capital

Particulars	As at 31 st March, 2022	As at 31 st March, 2021
Authorised		
3500,00,00,000 Equity Shares of Rs.1/- each	3500,00,00,000	3500,00,00,000
500,00,00,000 Preference Shares of Rs.1/- each	500,00,00,000	500,00,00,000
Total	4000,00,00,000	4000,00,00,000
Issued, subscribed and fully paid up capital		
496,52,40,401 Equity Shares of Rs.1/- each	496,52,40,401	496,52,40,401
Add:		
13,921 Equity shares of Rs.10/- each, Rs.5/- paid up	69,605*	69,605*
Total	496,53,10,006	496,53,10,006

* Since there is no provision in e-Form MGT-7 for including forfeited shares having nominal value of Rs.10/- each and paid-up value of Rs.5/- each, in computation of Equity share Capital of the Company the amount of said forfeiture of shares are not included.

Field VI. (a) SHARE HOLDING PATTERN – Promoters:

Sr. No.	Category	Equity		Preference	
		Number of shares	Percentage	Number of shares	Percentage
1	Individual/Hindu Undivided Family	0	0	0	0
	(i) Indian	0	0	0	0
	(ii) Non-resident Indian (NRI)	0	0	0	0
	(iii) Foreign national (other than NRI)	0	0	0	0
2	Government	0	0	0	0
	(i) Central Government	0	0	0	0
	(ii) State Government	0	0	0	0
	(iii) Government companies	0	0	0	0
3	Insurance companies	0	0	0	0
4	Banks	0	0	0	0
5	Financial institutions	0	0	0	0
6	Foreign institutional investors	0	0	0	0
7	Mutual funds	0	0	0	0
8	Venture capital	0	0	0	0
9	Body corporate * (not mentioned above)	3,723,845,177	75.00	2,500,000,000	100.00
10	Others	0	0	0	0
	TOTAL	3,723,845,177	75.00	2,500,000,000	100.00

Total number of shareholders (promoters)	2 * (Refer Note Below)
---	-------------------------------

Field VI. (b) SHARE HOLDING PATTERN - Public/Other than promoters

Sr. No.	Category	Equity		Preference	
		Number of shares	Percentage	Number of shares	Percentage
1	Individual/Hindu Undivided Family				
	(i) Indian	1,029,299,392	20.73	0	0
	(ii) Non-resident Indian (NRI)	22,931,539	0.46	0	0
	(iii) Foreign national (other than NRI)	0	0	0	0
2	Government	0	0	0	0
	(i) Central Government	10,000	0	0	0
	(ii) State Government	0	0	0	0
	(iii) Government companies	0	0	0	0
3	Insurance companies	35,529,499	0.72	0	0
4	Banks	97,079	0	0	0
5	Financial institutions	0	0	0	0
6	Foreign institutional investors	2,000,000	0.04	0	0
7	Mutual funds	1,325,542	0.03	0	0
8	Venture capital	0	0	0	0
9	Body corporate * (not mentioned above)	58,340,991	1.17	0	0
10	Others	91,861,182	1.85	0	0
	Clearing Members	5,990,132			
	FPIs,	82,217,626			
	IEPF	3,484,141			
	Market Makers	25,031			
	NBFCs regd. with RBI	76,100			
	Trusts (Employee)	0			
	Trusts	68,152			
	TOTAL	1,241,395,224	25.00	0	0

Total number of shareholders (other than promoters)	529,849
Total number of shareholders (Promoters+Public/Other than promoters)	529,851 * (Refer Note Below)

Note* JMFARC (acting in its capacity as Trustee of ARC Trust) is the 'Person Acting in Concert' ("PAC") with RIL (Promoter of the Company). There is however no provision for PAC in the prescribed format of shareholding pattern and hence, they have been shown as part of the Promoters.

**Field VII. *NUMBER OF PROMOTERS, MEMBERS, DEBENTURE HOLDERS
(Details, Promoters, Members (other than promoters), Debenture holders)**

Details	At the beginning of the year	At the end of the year
Promoters	2 *	2 *
Members (other than promoters)	445,226	529,849
Debenture holders	0	0

* JMFARC (acting in its capacity as Trustee of ARC Trust) is the 'Person Acting in Concert' ("PAC") with RIL (Promoter of the Company). There is however no provision for PAC in the prescribed format of shareholding pattern and hence, they have been shown as part of the Promoters.

IX. MEETINGS OF MEMBERS/CLASS OF MEMBERS/BOARD/COMMITTEES OF THE BOARD OF DIRECTORS:

C. Committee Meetings

S. No.	Type of Meeting	Date of Meeting	Total Number of Members as on the date of the Meeting	Attendance	
				Numbers of Members Attended	% of attendance
10.	Risk Management Committee	28/10/2021	3	3	100
11.	Risk Management Committee	25/03/2022	3	3	100