

FORM NO. MGT-7

[Pursuant to sub-Section(1) of section 92 of the Companies Act, 2013 and sub-rule (1) of rule 11of the Companies (Management and Administration) Rules, 2014]



सत्यमेव जयते

Annual Return

Form language English Hindi

Refer the instruction kit for filing the form.

I. REGISTRATION AND OTHER DETAILS

- (i) * Corporate Identification Number (CIN) of the company
- Global Location Number (GLN) of the company
- * Permanent Account Number (PAN) of the company
- (ii) (a) Name of the company
- (b) Registered office address
- 17/5/1, 521/1,
Village Rakholi/ Saily,
Silvassa
Dadra & Nagar Haveli
396230
- (c) *e-mail ID of the company
- (d) *Telephone number with STD code
- (e) Website
- (iii) Date of Incorporation
- (iv)
- | Type of the Company | Category of the Company | Sub-category of the Company |
|---------------------|---------------------------|-------------------------------|
| Public Company | Company limited by shares | Indian Non-Government company |
- (v) Whether company is having share capital Yes No
- (vi) *Whether shares listed on recognized Stock Exchange(s) Yes No

(a) Details of stock exchanges where shares are listed

S. No.	Stock Exchange Name	Code
1	Bombay Stock Exchange	1
2	National Stock Exchange of India Limited	1,024

(b) CIN of the Registrar and Transfer Agent

U67190MH1999PTC118368

Pre-fill

Name of the Registrar and Transfer Agent

LINK INTIME INDIA PRIVATE LIMITED

Registered office address of the Registrar and Transfer Agents

C 13 PANNALAL SILKMILLS COMPOUND L B S MARG]
BHANDUP (W)

(vii) *Financial year From date 01/04/2015 (DD/MM/YYYY) To date 31/03/2016 (DD/MM/YYYY)

(viii) *Whether Annual general meeting (AGM) held Yes No

(a) If yes, date of AGM 24/09/2016

(b) Due date of AGM 30/09/2016

(c) Whether any extension for AGM granted Yes No

II. PRINCIPAL BUSINESS ACTIVITIES OF THE COMPANY

*Number of business activities 1

S.No	Main Activity group code	Description of Main Activity group	Business Activity Code	Description of Business Activity	% of turnover of the company
1	C	Manufacturing	C2	Textile, leather and other apparel products	100

III. PARTICULARS OF HOLDING, SUBSIDIARY AND ASSOCIATE COMPANIES (INCLUDING JOINT VENTURES)

*No. of Companies for which information is to be given 14

Pre-fill All

S.No	Name of the company	CIN / FCRN	Holding/ Subsidiary/Associate/ Joint Venture	% of shares held
1	ALOK INFRASTRUCTURE LIMITED	U45201MH2006PLC164267	Subsidiary	98.8
2	ALOK SINGAPORE PTE LIMITED		Subsidiary	100

3	ALOK INTERNATIONAL INC		Subsidiary	100
4	ALOK WORLDWIDE LIMITED		Subsidiary	100
5	ALOK INTERNATIONAL (MIDDLE)		Subsidiary	100
6	ALOK GLOBAL SINGAPORE PTE		Subsidiary	100
7	ALOK MERCHANT SINGAPORE		Subsidiary	100
8	ALOK TRADING SINGAPORE PT		Subsidiary	100
9	ALOK UNIVERSAL SINGAPORE		Subsidiary	100
10	ALOK GLOBAL TRADING (MIDDLE)		Subsidiary	100
11	NEW CITY OF BOMBAY MFG. M	U17291MH2007GOI195493	Joint Venture	49
12	AURANGABAD TEXTILES AND	U17121MH2007GOI195403	Joint Venture	49
13	ASHFORD INFOTECH PRIVATE	U45204MH2007PTC172817	Associate	50
14	ALSPUN INFRASTRUCTURE LIM	U45200GJ2007PLC064986	Associate	50

IV. SHARE CAPITAL, DEBENTURES AND OTHER SECURITIES OF THE COMPANY

(i) *SHARE CAPITAL

(a) Equity share capital

Particulars	Authorised capital	Issued capital	Subscribed capital	Paid up capital
Total number of equity shares	1,500,000,000	1,377,331,816	1,377,331,816	1,377,317,895
Total amount of equity shares (in Rupees)	15,000,000,000	13,773,318,160	13,773,318,160	13,773,178,950

Number of classes

1

Class of Shares	Authorised capital	Issued capital	Subscribed capital	Paid up capital
equity share capital				
Number of equity shares	1,500,000,000	1,377,331,816	1,377,331,816	1,377,317,895
Nominal value per share (in rupees)	10	10	10	10
Total amount of equity shares (in rupees)	15,000,000,000	13,773,318,160	13,773,318,160	13,773,178,950

(b) Preference share capital

Particulars	Authorised capital	Issued capital	Subscribed capital	Paid-up capital
Total number of preference shares	0	0	0	0
Total amount of preference shares (in rupees)	0	0	0	0

Number of classes

0

Class of shares	Authorised capital	Issued capital	Subscribed capital	Paid up capital
Number of preference shares				
Nominal value per share (in rupees)				
Total amount of preference shares (in rupees)				

(c) Unclassified share capital

Particulars	Authorised Capital
Total amount of unclassified shares	0

(d) Break-up of paid-up share capital

Class of shares	Number of shares	Total nominal amount	Total Paid-up amount	Total premium
Equity shares				
At the beginning of the year	1,377,317,895	13,773,178,950	13,773,178,950	
Increase during the year	0	0	0	0
i. Public Issues	0	0	0	0
ii. Rights issue	0	0	0	0
iii. Bonus issue	0	0	0	0
iv. Private Placement/ Preferential allotment	0	0	0	0
v. ESOPs	0	0	0	0
vi. Sweat equity shares allotted	0	0	0	0
vii. Conversion of Preference share	0	0	0	0
viii. Conversion of Debentures	0	0	0	0
ix. GDRs/ADRs	0	0	0	0
x. Others, specify				

Decrease during the year	0	0	0	0
i. Buy-back of shares	0	0	0	0
ii. Shares forfeited	0	0	0	0
iii. Reduction of share capital	0	0	0	0
iv. Others, specify				
At the end of the year	1,377,317,895	13,773,178,950	13,773,178,950	

Preference shares

At the beginning of the year	0	0	0	
Increase during the year	0	0	0	0
i. Issues of shares	0	0	0	0
ii. Re-issue of forfeited shares	0	0	0	0
iii. Others, specify				
Decrease during the year	0	0	0	0
i. Redemption of shares	0	0	0	
ii. Shares forfeited	0	0	0	
iii. Reduction of share capital	0	0	0	0
iv. Others, specify				
At the end of the year	0	0	0	

(ii) Details of stock split/consolidation during the year (for each class of shares)

0

Class of shares		(i)	(ii)	(iii)
Before split / Consolidation	Number of shares			
	Face value per share			
After split / Consolidation	Number of shares			
	Face value per share			

(iii) Details of shares/Debentures Transfers since closure date of last financial year (or in the case of the first return at any time since the incorporation of the company) *

Nil

[Details being provided in a CD/Digital Media]

Yes No Not Applicable

Separate sheet attached for details of transfers

Yes No

Note: In case list of transfer exceeds 10, option for submission as a separate sheet attachment or submission in a CD/Digital Media may be shown.

Date of the previous annual general meeting	<input type="text" value="26/06/2015"/>
---	---

Date of registration of transfer (Date Month Year)	<input type="text"/>
--	----------------------

Type of transfer	<input type="text"/>	1 - Equity, 2- Preference Shares,3 - Debentures, 4 - Stock
------------------	----------------------	--

Number of Shares/ Debentures/ Units Transferred	<input type="text"/>	Amount per Share/ Debenture/Unit (in Rs.)	<input type="text"/>
---	----------------------	---	----------------------

Ledger Folio of Transferor	<input type="text"/>
----------------------------	----------------------

Transferor's Name	<input type="text"/>	<input type="text"/>	<input type="text"/>
	Surname	middle name	first name

Ledger Folio of Transferee	<input type="text"/>
----------------------------	----------------------

Transferee's Name	<input type="text"/>	<input type="text"/>	<input type="text"/>
	Surname	middle name	first name

Date of registration of transfer (Date Month Year)	<input type="text"/>
--	----------------------

Type of transfer	<input type="text"/>	1 - Equity, 2- Preference Shares,3 - Debentures, 4 - Stock
------------------	----------------------	--

Number of Shares/ Debentures/ Units Transferred	<input type="text"/>	Amount per Share/ Debenture/Unit (in Rs.)	<input type="text"/>
---	----------------------	---	----------------------

Ledger Folio of Transferor		<input type="text"/>		
Transferor's Name	<input type="text"/>	<input type="text"/>	<input type="text"/>	
	Surname	middle name	first name	
Ledger Folio of Transferee		<input type="text"/>		
Transferee's Name	<input type="text"/>	<input type="text"/>	<input type="text"/>	
	Surname	middle name	first name	

(iv) *Indebtedness including debentures (Outstanding as at the end of financial year)

Particulars	Number of units	Nominal value per unit	Total value
Non-convertible debentures	5,290	1,000,000	5,290,000,000
Partly convertible debentures	0	0	0
Fully convertible debentures	0	0	0
Secured Loans (including interest outstanding/accrued but not due for payment) excluding deposits			190,917,457,724.05
Unsecured Loans (including interest outstanding/accrued but not due for payment) excluding deposits			4,469,603,449.23
Deposit			0
Total			200,677,061,173.28

Details of debentures

Class of debentures	Outstanding as at the beginning of the year	Increase during the year	Decrease during the year	Outstanding as at the end of the year
Non-convertible debentures	5,890,000,000	0	600,000,000	5,290,000,000
Partly convertible debentures	0	0	0	0
Fully convertible debentures	0	0	0	0

(v) Securities (other than shares and debentures)

Type of Securities	Number of Securities	Nominal Value of each Unit	Total Nominal Value	Paid up Value of each Unit	Total Paid up Value
Total					

V. *Turnover and net worth of the company (as defined in the Companies Act, 2013)

(i) Turnover

118,393,646,862.22

(ii) Net worth of the Company

16,482,200,220.04

VI. (a) *SHARE HOLDING PATTERN - Promoters

S. No.	Category	Equity		Preference	
		Number of shares	Percentage	Number of shares	Percentage
1.	Individual/Hindu Undivided Family				
	(i) Indian	110,048,897	7.99008692	0	
	(ii) Non-resident Indian (NRI)	0	0	0	
	(iii) Foreign national (other than NRI)	0	0	0	
2.	Government				
	(i) Central Government	0	0	0	
	(ii) State Government	0	0	0	
	(iii) Government companies	0	0	0	
3.	Insurance companies	0	0	0	
4.	Banks	0	0	0	
5.	Financial institutions	0	0	0	
6.	Foreign institutional investors	0	0	0	
7.	Mutual funds	0	0	0	
8.	Venture capital	0	0	0	
9.	Body corporate (not mentioned above)	380,441,646	27.62191992	0	

10.	Others Trusts	19,459,382	1.41284609	0	
	Total	509,949,925	37.02	0	0

Total number of shareholders (promoters)

12

(b) *SHARE HOLDING PATTERN - Public/Other than promoters

S. No.	Category	Equity		Preference	
		Number of shares	Percentage	Number of shares	Percentage
1.	Individual/Hindu Undivided Family				
	(i) Indian	517,939,470	37.60493288	0	
	(ii) Non-resident Indian (NRI)	26,306,480	1.90997881	0	
	(iii) Foreign national (other than NRI)	43,561,355	3.16276694	0	
2.	Government				
	(i) Central Government	0	0	0	
	(ii) State Government	0	0	0	
	(iii) Government companies	0	0	0	
3.	Insurance companies	0	0	0	
4.	Banks	23,133,714	1.67962052	0	
5.	Financial institutions	68,380,301	4.96474352	0	
6.	Foreign institutional investors	35,061,199	2.54561413	0	
7.	Mutual funds	12,830	0.00093152	0	
8.	Venture capital	0	0	0	
9.	Body corporate (not mentioned above)	113,954,148	8.2736272	0	
10.	Others Clearing Members/Market I	39,018,473	2.83293154	0	
	Total	867,367,970	62.98	0	0

Total number of shareholders (other than promoters)

223,100

**Total number of shareholders (Promoters+Public/
Other than promoters)**

223,112

(c) *Details of Foreign institutional investors' (FIIs) holding shares of the company

37

Name of the FII	Address	Date of Incorporation	Country of Incorporation	Number of shares held	% of shares held
BNP PARIBAS ARBITRA	BNP PARIBAS, CUSTODY OPERATIC			18,650	
CITY OF LOS ANGELES	CITIBANK N.A. CUSTODY SERVICES			88,183	
CITY OF NEW YORK GF	DEUTSCHE BANK AG DB HOUSE, H			1,219,130	
CREDIT SUISSE (SINGA	CITIBANK N.A. CUSTODY SERVICES			18,823	
DB INTERNATIONAL (A	DEUTSCHE BANK AG DB HOUSE, H			71	
DFA AUSTRALIA LIMIT	CITIBANK N.A. CUSTODY SERVICES			251,581	
DIMENSIONAL FUND /	DEUTSCHE BANK AG DB HOUSE, H			11,757,318	
ELARA INDIA OPPORT	C/O. ICICI BANK LTD., SMS 1ST FLC			2,123,621	
ELM PARK FUND LIMIT	ICICI BANK LIMITED SMS DEPT., 1 S			1,200,782	
EMERGING INDIA FOC	Standard Chartered Bank, CRESCEN			5,945,051	
EMERGING MARKETS (CITIBANK N.A. CUSTODY SERVICES			312,393	
EMERGING MARKETS S	CITIBANK N.A. CUSTODY SERVICES			5,137,046	
EMERGING MARKETS S	CITIBANK N.A. CUSTODY SERVICES			324,602	
EMERGING MARKETS V	DEUTSCHE BANK AG, DB HOUSE H			1,012,658	
FLORIDA RETIREMENT	DEUTSCHE BANK AG, DB HOUSE H			246,625	
GOLDMAN SACHS (SIN	Standard Chartered Bank, CRESCEN			1,762,860	
INDIA MAX INVESTME	DEUTSCHE BANK AG DB HOUSE, H			3,638,000	
INDIA OPPORTUNITIES	Standard Chartered Bank, CRESCEN			27,791,298	
JOHN HANCOCK FUNI	CITIBANK N.A. CUSTODY SERVICES			487,315	
LEMAN DIVERSIFIED F	DEUTSCHE BANK AG, DB HOUSE H			500,045	
MEGALLAN CONSULT	PASEA ESTATE ROAD TOWN, TORT			2,000,000	
MERRILL LYNCH CAPIT	CITIBANK N.A. CUSTODY SERVICES			137,250	
NOMURA SINGAPORE	HSBC SECURITIES SERVICES 11TH F			2,500,000	
OLD WESTBURY SMAL	CITIBANK N.A. CUSTODY SERVICES			241,287	

Name of the FII	Address	Date of Incorporation	Country of Incorporation	Number of shares held	% of shares held
PENSION RESERVES IN	DEUTSCHE BANK AG, DB HOUSE H			477,339	

VII. *NUMBER OF PROMOTERS, MEMBERS, DEBENTURE HOLDERS
(Details, Promoters, Members (other than promoters), Debenture holders)

Details	At the beginning of the year	At the end of the year
Promoters	12	12
Members (other than promoters)	222,387	223,100
Debenture holders	9	9

VIII. DETAILS OF DIRECTORS AND KEY MANAGERIAL PERSONNEL

(A) *Composition of Board of Directors

Category	Number of directors at the beginning of the year		Number of directors at the end of the year		Percentage of shares held by directors as at the end of year	
	Executive	Non-executive	Executive	Non-executive	Executive	Non-executive
A. Promoter	3	0	3	0	7.99	0
B. Non-Promoter	2	3	2	2	0	0
(i) Non-Independent	2	0	2	0	0	0
(ii) Independent	0	3	0	2	0	0
C. Nominee Directors representing	0	3	0	4	0	0
(i) Banks & FIs	0	3	0	4	0	0
(ii) Investing institutions	0	0	0	0	0	0
(iii) Government	0	0	0	0	0	0
(iv) Small share holders	0	0	0	0	0	0
(v) Others	0	0	0	0	0	0
Total	5	6	5	6	7.99	0

Number of Directors and Key managerial personnel (who is not director) as on the financial year end date

11

(B) (i) *Details of directors and Key managerial personnel as on the closure of financial year

Name	DIN/PAN	Designation	Number of equity share(s) held	Date of cessation (after closure of financial year : If any)
Ashok B. Jiwrajka	00168350	Whole-time director	34,966,473	
Dilip B. Jiwrajka	00173476	Managing Director	34,405,471	
Surendra B. Jiwrajka	00173525	Whole-time director	35,839,871	
Sunil O.Khandelwal	06430362	Whole-time director	0	24/09/2016
K.H.Gopal	06430369	Whole-time director	0	24/09/2016
Sudhir Garg	06777363	Nominee director	0	
Surinder Kumar Bhoan	00435603	Director	0	
Kamalkishore Jani	02535299	Additional director	0	
Atanu Sen	05339535	Nominee director	0	
Pradeep Kumar Rath	01697520	Nominee director	0	
Rajeev Kumar	01879049	Nominee director	0	

(ii) Particulars of change in director(s) and Key managerial personnel during the year

8

Name	DIN/PAN	Designation at the beginning / during the financial year	Date of appointment/ change in designation/ cessation	Nature of change (Appointment/ Change in designation/ Cessation)
Ashok Rajani	00267748	Director	13/08/2015	Cessation
Timothy Ingram	01430613	Nominee director	05/09/2015	Cessation
Kamalkishore Jani	02535299	Additional director	24/09/2015	Appointment
Atanu Sen	05339535	Nominee director	24/09/2015	Appointment
Pradeep Kumar Rath	01697520	Nominee director	14/10/2015	Appointment
Thankom T Mathew	00025326	Nominee director	14/10/2015	Cessation
Rajeev Kumar	01879049	Nominee director	28/12/2015	Appointment
Lalita Sharma	01873769	Nominee director	28/12/2015	Cessation

IX. MEETINGS OF MEMBERS/CLASS OF MEMBERS/BOARD/COMMITTEES OF THE BOARD OF DIRECTORS

A. MEMBERS/CLASS /REQUISITIONED/NCLT/COURT CONVENED MEETINGS

Number of meetings held

3

Type of meeting	Date of meeting	Total Number of Members entitled to attend meeting	Attendance	
			Number of members attended	% of total shareholding
Annual General Meeting	26/06/2015	223,124	36	39
Extra Ordinary General Meeting	20/02/2016	220,593	7	0
Extra Ordinary General Meeting	14/03/2016	220,983	27	1.37

B. BOARD MEETINGS

*Number of meetings held

5

S. No.	Date of meeting	Total Number of directors associated as on the date of meeting	Attendance	
			Number of directors attended	% of attendance
1	28/05/2015	11	11	100
2	13/08/2015	10	9	90
3	17/12/2015	11	9	81.81818182
4	30/01/2016	11	11	100
5	12/02/2016	11	10	90.90909091

C. COMMITTEE MEETINGS

Number of meetings held

4

S. No.	Type of meeting	Date of meeting	Total Number of Members as on the date of the meeting	Attendance	
				Number of members attended	% of attendance
1	Audit Committee	28/05/2015	3	3	100
2	Audit Committee	13/08/2015	3	2	66.66666667
3	Audit Committee	17/12/2015	3	2	66.66666667
4	Audit Committee	12/02/2016	3	3	100

D. *ATTENDANCE OF DIRECTORS

S. No.	Name of the director	Board Meetings			Committee Meetings			Whether attended AGM held on
		Number of Meetings which director was entitled to attend	Number of Meetings attended	% of attendance	Number of Meetings which director was entitled to attend	Number of Meetings attended	% of attendance	24/09/2016
								(Y/N/NA)
1	Ashok B. Jiwra	5	5	100	0	0	0	No
2	Dilip B. Jiwrajka	5	5	100	0	0	0	No
3	Surendra B. Ji	5	5	100	0	0	0	No
4	Sunil O.Khande	5	5	100	0	0	0	No
5	K.H.Gopal	5	5	100	0	0	0	Yes
6	Sudhir Garg	5	5	100	0	0	0	No
7	Surinder Kum	5	5	100	4	4	100	Yes
8	Kamalkishore	5	3	60	4	2	50	Not Applicable
9	Atanu Sen	5	3	60	0	0	0	Not Applicable
10	Pradeep Kum	5	3	60	0	0	0	Not Applicable
11	Rajeev Kumar	5	2	40	4	1	25	Not Applicable

X. *REMUNERATION OF DIRECTORS AND KEY MANAGERIAL PERSONNEL

Nil

Number of Managing Director, Whole-time Directors and/or Manager whose remuneration details to be entered

3

S. No.	Name	Designation	Gross Salary	Commission	Stock Option/ Sweat equity	Others	Total Amount
1	Ashok B. Jiwrajka	Executive Direct	14,700,000	0	0	0	14,700,000
2	Dilip B.Jiwrajka	Managing Direct	14,700,000	0	0	0	14,700,000
3	Surendra B.Jiwrajka	Joint Managing	14,700,000	0	0	0	14,700,000
	Total		44,100,000	0	0	0	44,100,000

Number of CEO, CFO and Company secretary whose remuneration details to be entered

2

S. No.	Name	Designation	Gross Salary	Commission	Stock Option/ Sweat equity	Others	Total Amount
1	Sunil O. Khandelwa	Executive Direct	12,253,846	0	0	0	12,253,846
2	K.H.Gopal	Executive Direct	11,892,599	0	0	0	11,892,599

S. No.	Name	Designation	Gross Salary	Commission	Stock Option/ Sweat equity	Others	Total Amount
	Total		24,146,445	0	0	0	24,146,445

Number of other directors whose remuneration details to be entered

9

S. No.	Name	Designation	Gross Salary	Commission	Stock Option/ Sweat equity	Others	Total Amount
1	Ashok G Rajani	Director	0	0	0	20,000	20,000
2	Thankom T. Mathev	Nominee Director	0	0	0	40,000	40,000
3	Lalita Sharma	Nominee Director	0	0	0	20,000	20,000
4	Sudhir Garg	Nominee Director	0	0	0	80,000	80,000
5	Surinder Kumar Bho	Non-Executive Director	0	0	0	100,000	100,000
6	Kamalkishore Jani	Non-Executive Director	0	0	0	60,000	60,000
7	Atanu Sen	Nominee Director	0	0	0	60,000	60,000
8	Pradeep Kumar Ra	Nominee Director	0	0	0	40,000	40,000
9	Rajeev Kumar	Nominee Director	0	0	0	40,000	40,000
	Total		0	0	0	460,000	460,000

XI. MATTERS RELATED TO CERTIFICATION OF COMPLIANCES AND DISCLOSURES

* A. Whether the company has made compliances and disclosures in respect of applicable provisions of the Companies Act, 2013 during the year Yes No

B. If No, give reasons/observations

XII. PENALTY AND PUNISHMENT - DETAILS THEREOF

(A) DETAILS OF PENALTIES / PUNISHMENT IMPOSED ON COMPANY/DIRECTORS /OFFICERS Nil

Name of the company/ directors/ officers	Name of the court/ concerned Authority	Date of Order	Name of the Act and section under which penalised / punished	Details of penalty/ punishment	Details of appeal (if any) including present status

(B) DETAILS OF COMPOUNDING OF OFFENCES Nil

Name of the company/ directors/ officers	Name of the court/ concerned Authority	Date of Order	Name of the Act and section under which offence committed	Particulars of offence	Amount of compounding (in Rupees)

XIII. Whether complete list of shareholders, debenture holders has been enclosed as an attachment

Yes No

(In case of 'No', submit the details separately through the method specified in instruction kit)

XIV. COMPLIANCE OF SUB-SECTION (2) OF SECTION 92, IN CASE OF LISTED COMPANIES

In case of a listed company or a company having paid up share capital of Ten Crore rupees or more or turnover of Fifty Crore rupees or more, details of company secretary in whole time practice certifying the annual return in Form MGT-8.

Name

VIRENDRA G BHATT

Whether associate or fellow

Associate Fellow

Certificate of practice number

124

I/We certify that:

(a) The return states the facts, as they stood on the date of the closure of the financial year aforesaid correctly and adequately.

(b) Unless otherwise expressly stated to the contrary elsewhere in this Return, the Company has complied with all the provisions of the Act during the financial year.

Declaration

I am Authorised by the Board of Directors of the company vide resolution no. ... dated

(DD/MM/YYYY) to sign this form and declare that all the requirements of the Companies Act, 2013 and the rules made thereunder in respect of the subject matter of this form and matters incidental thereto have been complied with. I further declare that:

1. Whatever is stated in this form and in the attachments thereto is true, correct and complete and no information material to the subject matter of this form has been suppressed or concealed and is as per the original records maintained by the company.
2. All the required attachments have been completely and legibly attached to this form.

Note: Attention is also drawn to the provisions of Section 447, section 448 and 449 of the Companies Act, 2013 which provide for punishment for fraud, punishment for false statement and punishment for false evidence respectively.

To be digitally signed by

Director



DIN of the director

00173476

To be digitally signed by

Company Secretary

Company secretary in practice

Membership number

Certificate of practice number

Attachments

- 1. List of share holders, debenture holders
- 2. Approval letter for extension of AGM;
- 3. Copy of MGT-8;
- 4. Optional Attachment(s), if any

Attach
Attach
Attach
Attach

List of attachments

Alok Industries Limited- Share Transfers.pdf
Details of FII.pdf
MGT 8 NEW.pdf

Remove attachment

Modify

Check Form

Prescrutiny

Submit

This eForm has been taken on file maintained by the Registrar of Companies through electronic mode and on the basis of statement of correctness given by the company

Alok Industries Limited

Details of shares/debentures transfers from 01/04/2015 To 31/03/2016

(in case of the first return at any time since the incorporation of the Company)

Closure Date : 31-03-2015

Transfer Date	Type	Shares / Deben- tures	Amount Per Shares / Debentures	Transferor		Transferee	
				Folio	Name	Folio	Name
20/04/2015	1	200	000010	0026800	ANNIE SAMUEL	ND000001	NATIONAL SECURITY DEPOSITORY LTD
22/04/2015	1	240	000010	0031466	KIRAN K MANIAR	ND000001	NATIONAL SECURITY DEPOSITORY LTD
01/06/2015	1	100	000010	0021670	ASHALATA DEVI	CD000001	CENTRAL DEPOSITORY SERVICES LIMITED
21/07/2015	1	1	000010	ND000001	NATIONAL SECURITIES DEPOSITORY LIMITED	0031784	DEVENDRA SRICHAND BHATIA
06/08/2015	1	7500	000010	0021293	NIKHIL JIWRAJKA	0031785	SANTOSH B JIWRAJKA
06/08/2015	1	7500	000010	0021295	NEHA JIWRAJKA	0031785	SANTOSH B JIWRAJKA
25/08/2015	1	1000	000010	0031764	NEELANSHU GUPTA	ND000001	NATIONAL SECURITY DEPOSITORY LTD
31/08/2015	1	100	000010	0020059	NEKI MANEKSHAW GANDHI	0031786	HOSANG KEKI GANDHI
14/09/2015	1	100	000010	0031786	HOSANG KEKI GANDHI	0031787	BHAVIN MODI
14/09/2015	1	400	000010	0031166	ASHISH VAIDYA	CD000001	CENTRAL DEPOSITORY SERVICES LIMITED
07/10/2015	1	100	000010	0031787	BHAVIN MODI	CD000001	CENTRAL DEPOSITORY SERVICES LIMITED
27/10/2015	1	200	000010	0023774	SHOBHA AGARWAL	ND000001	NATIONAL SECURITY DEPOSITORY LTD
27/11/2015	1	200000	000010	0031725	TRC FINANCIAL SERVICES LIMITED	CD000001	CENTRAL DEPOSITORY SERVICES LIMITED
07/12/2015	1	400	000010	0031264	BAHUBALI SHANKARGOUDA	ND000001	NATIONAL SECURITY DEPOSITORY LTD
11/01/2016	1	100	000010	CD000001	CENTRAL DEPOSITORY SERVICES (INDIA) LIMITED	0031788	DHARMENDRA GARG
01/02/2016	1	300	000010	0023761	SUDHIR KUMAR AGARWAL	ND000001	NATIONAL SECURITY DEPOSITORY LTD
16/02/2016	1	100	000010	0023816	KAILASH B UPADHYAY	ND000001	NATIONAL SECURITY DEPOSITORY LTD
25/03/2016	1	311	000010	0031219	MUNIRA MAHMAD KHIZARLUNAT	0031789	KANUKUMAR K VASHI
28/03/2016	1	200	000010	0031744	YAMINI DIPAK VADERA	CD000001	CENTRAL DEPOSITORY SERVICES LIMITED
28/03/2016	1	100	000010	0015706	MADHUKAR DINKAR SAWANT	CD000001	CENTRAL DEPOSITORY SERVICES LIMITED

Alok Industries Limited

Details in respect of shares held by or on behalf of the FIIs/ FPIs.

Sr. No	Name Of FII/FPI	FII/FPI	Folio No/DP Id	Pan No.	Address	Country Of Incorporation	Regn. No. with SEBI / RBI	No. of Share	% of share holding
1	BNP PARIBAS ARBITRAGE	FPI	IN30179910081740	AAGF85324G	BNP PARIBAS, CUSTODY OPERATIONS BNP PARIBAS HOUSE, 6TH FLOOR 1 NORTH AVENUE, MAKER MAXITY BKC, BANDRA EAST, MUMBAI		INFRFP085515/ NA	18650	0.0014
2	CITY OF LOS ANGELES FIRE AND POLICE PENSION PLAN	FPI	IN30005410032536	AABTC0471C	CITIBANK N.A. CUSTODY SERVICES FIFC- 11th FLR, G BLOCK PLOT C-54 AND C-55, BKC BANDRA-EAST, MUMBAI		IN-US-FP-0652-14/NA	88183	0.0064
3	CITY OF NEW YORK GROUP TRUST	FII	IN30016710030167	AAATC8419K	DEUTSCHE BANK AG DB HOUSE, HAZARIMAL SOMANI MARG POST BOX NO. 1142, FORT MUMBAI		IN-US-FD-1136-05/NA	1219130	0.0885
4	CREDIT SUISSE (SINGAPORE) LIMITED	FPI	IN30005410016472	AACCC7328N	CITIBANK N.A. CUSTODY SERVICES FIFC- 11th FLR, G BLOCK PLOT C-54 AND C-55, BKC BANDRA-EAST, MUMBAI		IN-SG-FP-0126-14/N.A.	18823	0.0014
5	DB INTERNATIONAL (ASIA) LTD	FII	IN30016710011157	AABCB1383K	DEUTSCHE BANK AG DB HOUSE, HAZARIMAL SOMANI MARG POST BOX NO. 1142, FORT MUMBAI		IN-SG-FA-496-98/EC.CO.FII./5021/11.01.02(388)/97/98	71	0
6	DFA AUSTRALIA LIMITED AS RESPONSIBLE ENTITY FOR DIMENSIONAL EMERGING MARKETS TRUST	FPI	IN30005410067527	AABTD2064N	CITIBANK N.A. CUSTODY SERVICES FIFC- 11th FLR, G BLOCK PLOT C-54 AND C-55, BKC BANDRA-EAST, MUMBAI		IN-AU-FP-0321-16/NA	251581	0.0183
7	DIMENSIONAL EMERGING MARKETS VALUE FUND	FPI	IN30005410040054	AACCD1578M	CITIBANK N.A. CUSTODY SERVICES FIFC- 11th FLR, G BLOCK PLOT C-54 AND C-55, BKC BANDRA-EAST, MUMBAI		IN-US-FP-0337-16/N.A.	11757318	0.8536
8	DIMENSIONAL FUND ADVISORS EMERGING MARKET STRATEGY	FII	IN30016710068378	AAATT9387R	DEUTSCHE BANK AG DB HOUSE, HAZARIMAL SOMANI MARG POST BOX NO. 1142, FORT MUMBAI		IN-US-FD-0818-03/NA	771277	0.056
9	ELARA INDIA OPPORTUNITIES FUND LIMITED	FII	IN30134820011233	AABCE6307N	C/O. ICICI BANK LTD., SMS 1ST FLOOR, EMPIRE COMPLEX 414, SENAPATI BAPAT MARG LOWER PAREL, MUMBAI		IN-UK-FA-1168-05-2006499/NA	2123621	0.1542
10	ELM PARK FUND LIMITED	FPI	IN30134820020084	AACCE7277L	ICICI BANK LIMITED SMS DEPT., 1 ST FLOOR EMPIRE COMPLEX, 414, S. B. MARG LOWER PAREL (W), MUMBAI.		IN-MU-FD-2317-09/N.A.	1200782	0.0872
11	EMERGING INDIA FOCUS FUNDS	FII	IN30152430022422	AACCE0596N	Standard Chartered Bank, CRESCENZO Securities Services, 3rd Floor C-38/39 G-Block, BKC Bandra (East) Mumbai India		IN-MU-FD-0829-03/.	5945051	0.4316
12	EMERGING MARKETS CORE EQUITY FUND OF DIMENSIONAL FUNDS ICVC	FPI	IN30005410040616	AACCD1506B	CITIBANK N.A. CUSTODY SERVICES FIFC- 11th FLR, G BLOCK PLOT C-54 AND C-55, BKC BANDRA-EAST, MUMBAI		IN-UK-FP-0322-16/N.A.	312393	0.0227
13	EMERGING MARKETS CORE EQUITY PORTFOLIO (THE PORTFOLIO) OF DFA INVESTMENT DIMENSIONS GROUP INC. (DFAIDG)	FPI	IN30005410013410	AACCD1644G	CITIBANK N.A. CUSTODY SERVICES FIFC- 11th FLR, G BLOCK PLOT C-54 AND C-55, BKC BANDRA-EAST, MUMBAI		IN-US-FP-0314-16/N.A.	5137046	0.373
14	EMERGING MARKETS SOCIAL CORE PORTFOLIO OF DFA INVESTMENT DIMENSIONS GROUP INC.	FPI	IN30005410017712	AABCE6264C	CITIBANK N.A. CUSTODY SERVICES FIFC- 11th FLR, G BLOCK PLOT C-54 AND C-55, BKC BANDRA-EAST, MUMBAI		IN-US-FP-0315-16/N.A.	324602	0.0236
15	EMERGING MARKETS VALUE FUND OF DIMENSIONAL FUNDS PLC THE FUND	FPI	IN30016710100587	AAAAE2450P	DEUTSCHE BANK AG, DB HOUSE HAZARIMAL SOMANI MARG, P.O.BOX NO. 1142, FORT MUMBAI		INIRFP027616/NA	1012658	0.0735
16	FLORIDA RETIREMENT SYSTEM - DIMENSIONAL FUND ADVISORS LP	FII	IN30016710091331	AAAJF0103H	DEUTSCHE BANK AG, DB HOUSE HAZARIMAL SOMANI MARG, P.O.BOX NO. 1142, FORT MUMBAI		IN-US-FD-1562-07/NA	246625	0.0179

17	GOLDMAN SACHS (SINGAPORE) PTE	FPI	IN30152430034817	AAFCEG0345N	Standard Chartered Bank, CRESCENZO Securities Services, 3rd Floor C-38/39 G-Block, BKC Bandra (East) Mumbai India	INSGFP243415/.	1762860	0.128
18	INDIA MAX INVESTMENT FUND LIMITED	FII	IN30016710023756	AA8C15500R	DEUTSCHE BANK AG DB HOUSE, HAZARIMAL SOMANI MARG POST BOX NO. 1142, FORT MUMBAI	IN-CH-FD-1274-06/NA	3638000	0.2641
19	INDIA OPPORTUNITIES GROWTH FUND LTD - PINEWOOD STRATEGY	FPI	IN30152430029831	AACCI5037L	Standard Chartered Bank, CRESCENZO Securities Services, 3rd Floor C-38/39 G-Block, BKC Bandra (East) Mumbai India	INMUFP226415/.	27791298	2.0178
20	JOHN HANCOCK FUNDS II EMERGING MARKETS FUND	FII	IN30005410080999	AAATJ9049G	CITIBANK N.A. CUSTODY SERVICES FIFC-11TH FLR, G BLOCK PLOT C-54 AND C-55, BKC BANDRA - EAST, MUMBAI	IN-US-FP-1649-15/NA	487315	0.0354
21	JOHN HANCOCK VARIABLE INSURANCE TRUST EMERGING MARKETS VALUE TRUST	FPI	IN30005410078971	AAATJ9048H	CITIBANK N.A. CUSTODY SERVICES FIFC-11TH FLR, G BLOCK PLOT C-54 AND C-55, BKC BANDRA - EAST, MUMBAI	IN-US-FP-0382-15/NA	568576	0.0413
22	LEMAN DIVERSIFIED FUND	FII	IN30016710104404	AA8CL8363M	DEUTSCHE BANK AG, DB HOUSE HAZARIMAL SOMANI MARG, P.O.BOX NO. 1142, FORT MUMBAI	IN-MU-FD-2532-11/NA	500045	0.0363
23	MEGALLAN CONSULTING LIMITED	FII	31457	NA	PASEA ESTATE ROAD TOWN, TORTOLA BRITISH VIRGIN ISLANDS O	NA	2000000	0.1452
24	MERRILL LYNCH CAPITAL MARKETS ESPANA S.A. S.V.	FII	IN30005410015153	AACCM7105R	CITIBANK N.A. CUSTODY SERVICES FIFC-11th FLR, G BLOCK PLOT C-54 AND C-55, BKC BANDRA-EAST, MUMBAI	IN-SP-FA-0643-00/NA	137250	0.01
25	MGI EMERGING MARKETS EQUITY FUND-DIMENSIONAL FUND ADVISORS LTD.	FII	IN30016710109545	AAHCM6849F	DEUTSCHE BANK AG, DB HOUSE HAZARIMAL SOMANI MARG, P.O.BOX NO. 1142, FORT MUMBAI	IN-JR-FD-2620-11/NA	291081	0.0211
26	NOMURA SINGAPORE LIMITED	FII	IN30014210716356	AADCN2750N	HSBC SECURITIES SERVICES 11TH FLR, BLDG NO.3, NESCO - IT PARK NESCO COMPLEX, W E HIGHWAY GOREGAON EAST, MUMBAI	IN-SG-FD-2643-11/A.P.(DIR SERIES) CIRCULAR NO.53	2500000	0.1815
27	OLD WESTBURY SMALL AND MID CAP FUND - DIMENSIONAL FUND ADVISORS	FPI	IN30005410029483	AAATO1891P	CITIBANK N.A. CUSTODY SERVICES FIFC-11th FLR, G BLOCK PLOT C-54 AND C-55, BKC BANDRA-EAST, MUMBAI	IN-US-FP-0440-14/NA	241287	0.0175
28	PENSION RESERVES INVESTMENT TRUST FUND - ARCADIAN	FPI	IN30016710119669	AAATC7934R	DEUTSCHE BANK AG, DB HOUSE HAZARIMAL SOMANI MARG, P.O.BOX NO. 1142, FORT MUMBAI	INUSFP154815/NA	477339	0.0347
29	QUEENSLAND INVESTMENT TRUST NO 2	FPI	IN30005410084844	AAATQ0268L	CITIBANK N.A. CUSTODY SERVICES FIFC-11TH FLR, G BLOCK PLOT C-54 AND C-55, BKC BANDRA - EAST, MUMBAI	IN-AU-FP-0712-16/NA	289575	0.021
30	SPDR S AND P EMERGING MARKETS ETF	FII	IN30016710031520	AAGTS4584D	DEUTSCHE BANK AG DB HOUSE, HAZARIMAL SOMANI MARG POST BOX NO. 1142, FORT MUMBAI	IN-US-FA-0766-02/NA	200333	0.0145
31	STATE PUBLIC SECTOR SUPERANNUATION SCHEME	FII	IN30016710088232	AAFAS6251D	DEUTSCHE BANK AG, DB HOUSE HAZARIMAL SOMANI MARG, P.O.BOX NO. 1142, FORT MUMBAI	IN-AU-FD-2499-10/NA	320486	0.0233
32	STICHTING SPOORWEG PENSIOENFONDS	FII	IN30014210565215	AAICS3620C	HSBC SECURITIES SERVICES 11TH FLR, BLDG NO.3, NESCO - IT PARK NESCO COMPLEX, W E HIGHWAY GOREGAON EAST, MUMBAI	IN-NL-FD-1129-05/A.P.(DIR SERIES) CIRCULAR NO 53	424831	0.0308
33	SWISS FINANCE CORPORATION (MAURITIUS) LIMITED	FII	IN30152430034884	AAFCS2799Q	Standard Chartered Bank, CRESCENZO Securities Services, 3rd Floor C-38/39 G-Block, BKC Bandra (East) Mumbai India	IN-MU-FD-1670-07/.	1154418	0.0838
34	T.A. WORLD EX U.S. CORE EQUITY PORTFOLIO OF DFA INVESTMENT DIMENSIONS GROUP INC.	FPI	IN30005410025384	AACCT9049F	CITIBANK N.A. CUSTODY SERVICES FIFC-11th FLR, G BLOCK PLOT C-54 AND C-55, BKC BANDRA-EAST, MUMBAI	IN-US-FP-0316-16/NA	90000	0.0065

35	TEACHERS RETIREMENT SYSTEM OF THE CITY OF NEW YORK	FPI	IN30343810013506	AACT15549D	JPMORGAN CHASE BANK N.A. INDIA SUB CUSTODY 6th FLOOR, PARADIGM B MINDSPACE, MALAD W, MUMBAI			
36	THE BOARD OF REGENTS OF THE UNIVERSITY OF TEXAS SYSTEM-ACADIAN ASSET MANAGEMENT	FII	IN30016710081274	AAAJT2339R	DEUTSCHE BANK AG, DB HOUSE HAZARIMAL SOMANI MARG, P.O.BOX NO. 1142, FORT MUMBAI	INUSFP163115/CIRCULAR NO. 533	595113	0.0432
37	THE EMERGING MARKETS SMALL CAP SERIES OF THE DFA INVESTMENT TRUST COMPANY	FPI	IN30005410013268	AAATD7768G	CITIBANK N.A. CUSTODY SERVICES FIFC- 11th FLR, G BLOCK PLOT C-54 AND C-55, BKC BANDRA-EAST, MUMBAI	IN-US-FD-2408-10/NA	1344347	0.0976
						IN-US-FP-0339-16/NA	3380589	0.2454

Virendra Bhatt

Company Secretary

Office :
602, Tardeo Airconditioned Market,
Tardeo Main Road, Tardeo,
Mumbai-400 034.
Tel. : 2351 4867 / 2351 2412
Mobile : 98200 48670
e-mail : bhattvirendra1945@yahoo.co.in

Form No. MGT-8

[Pursuant to section 92(2) of the Companies Act, 2013 and rule 11(2) of Companies
(Management and Administration) Rules, 2014]

CERTIFICATE BY A COMPANY SECRETARY IN PRACTICE

I have examined the registers, records and books and papers of **Alok Industries Limited** ('the Company') as required to be maintained under the Companies Act, 2013 ('the Act') and the rules made thereunder for the financial year ended on 31st March, 2016. In my opinion and to the best of my information and according to the examinations carried out by me and explanations furnished to me by the company, its officers and agents, I am in opinion that:

A. the Annual Return states the facts as at the close of the aforesaid financial year correctly and adequately.

B. during the aforesaid financial year the Company has complied with provisions of the Act & Rules made there under in respect of:

1. Its status under the Act - **The Company is a Listed Public Company;**

2. Maintenance of registers/records & making entries therein within the time prescribed as informed by the Company;

The Company has maintained the following Statutory Registers:

- a) Register of Members & Share Transfer
- b) Register of Debenture Holders
- c) Register of Charges
- d) Register of Loans, Guarantee, Security and Acquisition made by the Company
- e) Register of Contracts with Related Party and Bodies etc. in which Directors are interested
- f) Register of Directors and Key Managerial Personnel and their Shareholding
- g) Register of Investments not held in its own name by the Company



3. Filing of forms and returns as stated in the annual return, with the Registrar of Companies, Regional Director, Central Government, the Tribunal, Court or other authorities within/beyond the prescribed time -

The Company has filed various forms with Registrar of Companies as per Companies Act, 2013, details of which are provided in Annexure - I;

4. Calling/ convening/ holding meetings of Board of Directors or its committees, if any, and the meetings of the members of the company on due dates as stated in the annual return in respect of which meetings, proper notices were given and the proceedings including the circular resolutions and resolutions passed by postal ballot, if any, have been properly recorded in the Minute Book/registers maintained for the purpose and the same have been signed-

The Company has held meetings of Board & various committees in accordance with the provisions of the Companies Act, 2013. Details of which are provided in Annexure - II . The Annual General Meeting of the members was held on 26th June, 2015 and two Extra Ordinary General Meeting were held on 20th February, 2016 & 14th March, 2016, for which proper notices were given. As per the information provided, all the resolutions were duly recorded in the Minutes books.

Note:

The maximum gap between any two meetings was less than 120 days except 1 meeting which was earlier scheduled on November 09, 2015 then postponed to December 17, 2015 due to resignation of Statutory Auditors of the Company.

5. Closure of Register of Members / Security holders, as the case may be-


The register of members and Share Transfer Books of the Company were closed once during the year from 19th June, 2015 to 26th June, 2015 for Annual General Meeting.

6. Advances/loans to its directors and/or persons or firms or companies referred in section 185 of the Act-

During the year Company has not advanced any loans/provided any security/given guarantee to its directors or any other person in whom the director is interested accept from subsidiary of the Company;

7. Contracts/arrangements with related parties as specified in section 188 of the Act-

During the year Company has entered into contracts or arrangements with related parties in respect of sales & purchases and services in respect of section 188 and the Company has taken approval from Regional Director on 24/09/2013 for Firms in which Relatives of key Management Personnel are interested for the period of three years w.e.f 21/08/2013, hence shareholders approval is not taken as per the provisions of the Companies Act, 2013. Details of which are provided in Annexure - III.



8. Issue or allotment or transfer or transmission or buy back of securities/ redemption of preference shares or debentures/ alteration or reduction of share capital/ conversion of shares/ securities and issue of security certificates in all instances-

During the year under review the Company has not issued or allotted or made any buy-back of securities/redemption of preference shares or debentures/alteration or reduction of the share capital/conversion of shares/securities. The Company has failed to pay interest on debenture from 16th August, 2015.;

9. Keeping in abeyance the rights to dividend, rights shares and bonus shares pending registration of transfer of shares in compliance with the provisions of the Act-

Not Applicable;

10. Declaration/ payment of dividend; transfer of unpaid/ unclaimed dividend/other amounts as applicable to the Investor Education and Protection Fund in accordance with section 125 of the Act-

The Company has not declared dividend during the period under review.

The Company has transferred unclaimed dividend amounts as applicable to the Investor Education and Protection Fund.

11. Signing of audited financial statement as per the provisions of section 134 of the Act and report of directors is as per sub - sections (3), (4) and (5) thereof-


The Company has generally complied with signing of audited financial statement and report of directors as per the provision of section 134 of the Companies Act, 2013.

12. Constitution/ appointment/ re-appointments/ retirement/ filling up casual vacancies/ disclosures of the Directors, Key Managerial Personnel and the remuneration paid to them-

During the review Company has re-appointed the Directors in the AGM held on 26th June, 2015.

During the year,

- a) Mr. Ashok G. Rajani has voluntarily stepped down from the Board due to his other commitments w.e.f August 13, 2015.
- b) Mr. Timothy Ingram, has voluntarily stepped down from the Board due to his other commitments w.e.f September 5, 2015..
- c) Nomination of Mrs. Thankom T Mathew was withdrawn by Life Insurance Corporation of India w.e.f October 14, 2015 and in her place Mr. Pradeep Kumar Rath was appointed.
- d) Nomination of Mrs. Lalita Sharma was withdrawn by IDBI Bank Limited w.e.f December 28, 2015 and in her place Mr. Rajeev Kumar was appointed.
- e) Mr. Kamalkishore Jani was appointed as an Additional Non-Executive Independent Director for 5 years effective from w.e.f. September, 2015.
- f) Mr. Atanu Sen was nominated by State Bank of India as its Nominee w.e.f September 24, 2015.



Notes


- (a) *The Company is yet to appoint a women director after vacancy created on 17th December, 2015 as per section 149 of the Companies Act, 2013 and LODR, 2015.*
- (b) *The Boards constitution is yet not in compliance with the provisions of SEBI (Listing Obligations & Disclosure Requirements) Regulations, 2015.*
- (c) *The Company is yet to pay the debenture interest payment due for a period beyond one year as at the Balance sheet date. This attracts the provisions of Section 164 (2) and 167 of the Companies Act, 2013. The company has taken legal opinion for the Section 167 of the said Act as the same appears ambiguous regarding the vacation of the Board, if and when such a contravention continues. The Company is informed that the Company Law Committee appointed by the Government of India has already recommended appropriate amendments to Section 167 to remove the apparent ambiguity. The Company is further informed that the recommendation has been incorporated in the Companies (Amendment) Bill, 2016 which has been introduced in the Lok Sabha for discussion and is pending for confirmation.*

The Company has given disclosures in Annual report about remuneration of the Directors, Key Managerial Personnel.

13. Appointment/ reappointment/ filling up casual vacancies of auditors as per the provisions of section 139 of the Act-

During the year under review, M/s Deloitte Haskins & Sells LLP, Chartered Accountants (FRN No. 117366W / W-100018) stepped down as the Statutory Auditors of the Company in their place M/s NBS & Co. Chartered Accountants, Mumbai (FRN No. 110100W) and M/s Shah Gupta & Co. Chartered Accountants, Mumbai (FRN No. 109574W) were appointed as the Joint Statutory Auditors of the Company, to hold office till the Conclusion of the Ensuing AGM.;

14. Approvals required to be taken from the Central Government, Tribunal, Regional Director, Registrar, Court or such other authorities under the various provisions of the Act- ***During the year the Company was required to amend the Authorized Share Capital of the Company to Rs. 4,000 crore from Rs. 1,500 crore through an Extra Ordinary General Meeting (EOGM) in order to accommodate the conversion of debt into equity under the SDR provisions. A Singapore based bank led consortium through their security trustee, Hong Kong and Shanghai Banking Corporation (HSBC) filed a petition in the Bombay High Court for winding up the company and further prayed for stalling the EOGM to protect their interest. The Court, however, allowed the EOGM to be conducted on submission of an affidavit by the Company that the resolutions passed at the EOGM for change in capital structure will not be implemented without obtaining prior written approval from HSBC. The Company has since written a letter to the Registrar of Companies, Ahmedabad citing the circumstances due to which the change in capital structure cannot be implemented;***



15. Acceptance/ renewal/ repayment of deposits-

During the year under review Company has not accepted any fixed deposits from the public.

16. Borrowings from its directors, members, public financial institutions, banks and others and creation/ modification/ satisfaction of charges in that respect, wherever applicable-
The Company has made borrowings from Banks & Financial Institutions during the period under review, as per Annexure-IV.

Details of charge Creation and modification are provided in Annexure - V;

17. Loans and investments or guarantees given or providing of securities to other bodies corporate or persons falling under the provisions of section 186 of the Act -


During the year under review the Company has not given any loans and investments or guarantees.

18. Alteration of the provisions of the Memorandum and/ or Articles of Association of the Company-

During the year the Company was required to amend the Authorized Share Capital of the Company to Rs. 4,000 crore from Rs. 1,500 crore through an Extra Ordinary General Meeting (EOGM) in order to accommodate the conversion of debt into equity under the SDR provisions. A Singapore based bank led consortium through their security trustee, Hong Kong and Shanghai Banking Corporation (HSBC) filed a petition in the Bombay High Court for winding up the company and further prayed for stalling the EOGM to protect their interest. The Court, however, allowed the EOGM to be conducted on submission of an affidavit by the Company that the resolutions passed at the EOGM for change in capital structure will not be implemented without obtaining prior written approval from HSBC. The Company has since written a letter to the Registrar of Companies, Ahmedabad citing the circumstances due to which the change in capital structure cannot be implemented.

Place: Mumbai

Date: 29th November, 2016




Virendra Bhatt
C.P. No. :124

ANNEXURES


• ANNEXURE - I

Various forms filed with ROC:

SR NO.	FORM NO	DATE OF FILING	SRN No.	REMARKS
1.	CHG - 1	27/07/2015	C59581504	Delay in Filing. Filed with Additional fees of Rs. 1200/-
2.	CHG - 1	11/07/2015	C58312273	-
3.	CHG - 1	27/07/2015	C59580118	-
4.	CHG - 1	01/07/2015	C57376048	-
5.	CHG - 1	24/07/2015	C59417048	Delay in Filing. Filed with Additional fees of Rs. 1200/-
6.	CHG - 1	27/07/2015	C59578708	Delay in Filing. Filed with Additional fees of Rs.1200/-
7.	CHG - 1	28/07/2015	C59713149	Delay in Filing. Filed with Additional fees of Rs. 1800/-
8.	CHG - 1	11/07/2015	C58313719	-
9.	CHG - 1	11/07/2015	C58770124	Delay in Filing. Filed with Additional fees of Rs. 1800/-
10.	CHG - 1	09/07/2015	C58135674	-
11.	CHG - 1	11/07/2015	C58313081	-
12.	CHG - 1	12/10/2015	C66468752	-
13.	CHG - 1	01/12/2015	C71161640	Delay in Filing. Filed with Additional fees of Rs. 1800/-
14.	CHG - 1	28/07/2015	C59716563	Delay in Filing. Filed with Additional fees of Rs. 1800/-
15.	CHG - 1	24/07/2015	C59416172	Delay in Filing. Filed with Additional fees of Rs. 1800/-
16.	CHG - 1	04/08/2015	C60383692	Delay in Filing. Filed with Additional fees of Rs. 1800/-
17.	CHG - 1	11/07/2015	C58311341	-
18.	CHG - 1	08/07/2015	C58063744	-
19.	CHG - 1	09/07/2015	C58164781	-
20.	CHG - 1	10/07/2015	C58256231	-
21.	CHG - 1	20/07/2015	C58957648	Delay in Filing. Filed with Additional fees of Rs. 1800/-
22.	CHG - 1	26/06/2015	C56940943	-
23.	CHG - 1	28/07/2015	C59712109	Delay in Filing. Filed with Additional fees of Rs. 1800/-
24.	CHG - 1	20/07/2015	C58958380	Delay in Filing. Filed with Additional fees of Rs. 1800/-
25.	CHG - 1	10/07/2015	C58257791	-



26.	CHG -1	27/06/2015	C57049595	-
27.	CHG -1	28/07/2015	C59710186	Delay in Filing. Filed with Additional fees of Rs. 1800/-
28.	CHG -1	23/07/2015	C59328567	Delay in Filing. Filed with Additional fees of Rs. 1800/-
29.	CHG -1	23/07/2015	C59304501	Delay in Filing. Filed with Additional fees of Rs. 2400/-
30.	CHG -1	17/06/2015	C56022650	Delay in Filing. Filed with Additional fees of Rs. 1800/-
31.	CHG -1	22/07/2015	C59165316	Delay in Filing. Filed with Additional fees of Rs. 2400/-
32.	CHG -1	26/06/2015	C56942238	-
33.	CHG -1	02/07/2015	C57488009	-
34.	CHG -1	05/08/2015	C60525813	Delay in Filing. Filed with Additional fees of Rs. 1800/-
35.	CHG -1	18/08/2015	C61545547	Delay in Filing. Filed with Additional fees of Rs. 1800/-
36.	CHG -1	07/08/2015	C60713617	-
37.	CHG -1	06/08/2015	C60566668	-
38.	CHG -1	26/08/2015	C62254479	Delay in Filing. Filed with Additional fees of Rs. 2400/-
39.	CHG -1	27/08/2015	C62375340	-
40.	CHG -1	02/09/2015	C62850235	-
41.	CHG -1	14/09/2015	C63835607	-
42.	CHG -1	14/09/2015	C63836241	-
43.	CHG -1	18/09/2015	C64275878	-
44.	CHG -1	19/09/2015	C64385644	-
45.	CHG -1	19/09/2015	C64383748	-
46.	CHG -1	19/09/2015	C64368558	-
47.	CHG -1	29/09/2015	C65245730	-
48.	CHG -1	29/09/2015	C65250730	-
49.	CHG -1	30/09/2015	C65357618	-
50.	CHG -1	01/10/2015	C65429771	-
51.	CHG -1	01/10/2015	C65433799	-
52.	CHG -1	01/10/2015	C65431264	-
53.	CHG -1	12/10/2015	C66468109	-
54.	CHG -1	14/10/2015	C66731571	-
55.	CHG -1	19/10/2015	C67214254	-
56.	CHG -1	03/11/2015	C68797067	-
57.	CHG -1	10/11/2015	C69443257	Delay in Filing. Filed with Additional fees of Rs. 6000/-
58.	CHG -1	25/11/2015	C70581566	-
59.	CHG -1	07/12/2015	C71732374	-
60.	CHG -1	09/12/2015	C71922777	-



61.	CHG -1	15/12/2015	C72556962	-
62.	CHG -1	01/01/2016	C74427923	Delay in Filing. Filed with Additional fees of Rs. 1800/-
63.	CHG -1	12/01/2016	C75435883	-
64.	CHG -1	13/01/2016	C75570945	Delay in Filing. Filed with Additional fees of Rs. 3000/-
65.	CHG -1	14/01/2016	C75662874	-
66.	CHG -1	15/02/2016	C78662160	Delay in Filing. Filed with Additional fees of Rs. 1800/-
67.	MGT - 14	21/03/2016	C82307034	-
68.	SH - 7	22/03/2016	C82397183	-
69.	ADT - 1	24/05/2016	G03918893	Delay in Filing. Filed with Additional fees of Rs. 6000/-
70.	ADT - 1	24/05/2016	G03915253	Delay in Filing. Filed with Additional fees of Rs. 6000/-
71.	ADT - 1	30/05/2016	G04301701	Delay in Filing. Filed with Additional fees of Rs. 4200/-
72.	MGT - 14	29/02/2016	C80126782	-
73.	ADT - 3	04/12/2015	C71519938	-
74.	MGT - 7	11/01/2016	Q75912808	Delay in Filing. Filed with Additional fees of Rs. 6000/-
75.	AOC - 4 XBRL	05/08/2015	Q58292657	Delay in Filing. Filed with Additional fees of Rs. 1800/-
76.	DIR - 12	07/08/2015	C60671302	Delay in Filing. Filed with Additional fees of Rs. 1800/-
77.	MGT - 14	31/07/2015	C60128873	Delay in Filing. Filed with Additional fees of Rs. 1800/-
78.	MGT - 14	22/07/2015	C59192369	Delay in Filing. Filed with Additional fees of Rs. 1800/-
79.	MGT - 15	30/07/2015	S38823068	Delay in Filing. Filed with Additional fees of Rs. 1800/-
80.	ADT - 1	25/11/2015	S43452507	Delay in Filing. Filed with Additional fees of Rs. 6600/-
81.	DIR - 12	05/10/2015	C65767527	-
82.	DIR - 12	29/10/2015	C68237833	-
83.	DIR - 12	07/01/2016	C74988239	-
84.	DIR -12	14/05/2015	C52921210	Delay in Filing. Filed with Additional fees of Rs. 1800/-



- ANNEXURE - II

Board Meetings

No.	Date of Board Meetings
1	28 th May, 2015
2	13 th August, 2015
3	17 th December, 2015
4	30 th January, 2016
5	12 th February, 2016

Note:

The maximum gap between any two meetings was less than 120 days except One meeting which was earlier scheduled on November 09, 2015 then postponed to December 17, 2015 due to resignation of Statutory Auditors of the Company.

Committees formed by the Company:

AUDIT COMMITTEE MEETINGS

1	28 th May, 2015
2	13 th August, 2015
3	17 th December, 2015
4	12 th February, 2016

NOMINATION AND REMUNERATION COMMITTEE MEETINGS

1	24 th September, 2015
---	----------------------------------

STAKEHOLDERS RELATIONSHIP COMMITTEE MEETING

1	06 th August, 2015
2	14 th September, 2015
3	25 th March, 2016

CORPORATE SOCIAL RESPONSIBILITY COMMITTEE

1	28 th May, 2015
2	12 th February, 2016

INDEPENDENT DIRECTORS MEETING

1	12 th February, 2016
---	---------------------------------

As per the information provided, all the resolutions were duly recorded in the minutes book.



• ANNEXURE - III

TRANSACTIONS WITH RELATED PARTY U/S 188 OF THE COMPANIES ACT, 2013

(Rs. Crores)			
Nature of Transactions	Name of the Related Party	2015-2016	2014-2015
Long term Loans and Advances	Alok Infrastructure Ltd.	1,256.17	1,428.54
Short term loans and advances	Alok Infrastructure Ltd.	750.85	285.49
Non-current investments	Alok Infrastructure Ltd.	257.99	(312.74)
Trade Receivables	Alok Infrastructure Ltd.	83.42	106.39
Trade payables	Alok Infrastructure Ltd.	55.83	34.75
Other Current Liabilities	Alok Infrastructure Ltd.	288.71	765.37
Guarantees	Alok Infrastructure Ltd.	886.07	1747.44
Sales of Goods	Alok Infrastructure Ltd.	185.70	1336.86
Purchase of Raw Materials	Alok Infrastructure Ltd.	99.70	266.87
Purchase of Fixed Assets	Alok Infrastructure Ltd.	0.37	30.29
Sales promotion Expenses	Alok Infrastructure Ltd.	--	0.35
Rent	Alok Infrastructure Ltd.	8.90	15.85
Commission on Sales	Alok Infrastructure Ltd.	4.16	219.98
Dividend Paid	Alok Infrastructure Ltd.	-	11.91
Dividend income	Alok Infrastructure Ltd.	1.58	1.47
Rent Income	Alok Infrastructure Ltd.	0.05	0.59
Interest received	Alok Infrastructure Ltd.	23.30	--
Transaction with KMPs			
Trade receivables	Firms in which KMP and Relatives of KMP are Interested	--	0.04
Staff Loan	Key Management Personnel	0.02	0.08
Trade Payables	Key Management Personnel	13.33	11.25
	Firms in which KMP and Relatives of KMP are Interested	26.08	16.83
Sales of Goods	Firms in which KMP and Relatives of KMP are Interested	1.40	0.31

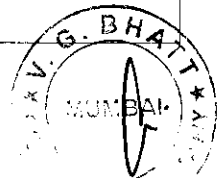


Purchase of Raw Material/Job work Charges	Firms in which KMP and Relatives of KMP are Interested	--	8.97
Purchase of packing material	Firms in which KMP and Relatives of KMP are Interested	45.60	65.55
Consultancy charges	Firms in which KMP and Relatives of KMP are Interested	0.96	1.66
Remuneration #	Key Management Personnel	7.72	18.70
Dividend paid	Key Management Personnel	--	3.71
Rent received	Firms in which KMP and Relatives of KMP are Interested	0.12	0.19

Excludes gratuity and long term compensated absences, wherever applicable which are actuarially valued at Company level and where separate amounts are not identifiable

Out of the above items, transaction in excess of 10% of the total Related Party transactions are as under:


		(Rs. Crores)	
Nature of Transactions	Name of the Related Party	2015-2016	2014-2015
Long / Short- term Loans and Advances	Granted during the Period		
	Subsidiary Companies:		
	Alok International Inc.	53.54	243.92
	Alok International (Middle East) FZE	--	57.15
	Alok Global Trading (ME) FZE	61.05	--
	Alok Worldwide Limited	340.49	--
	Alok Infrastructure Ltd	409.14	--
	Recovered/adjusted during the period		
	Subsidiary Companies		
	Alok Infrastructure Ltd	368.54	62.62
Alok Industries International Ltd.	--	27.27	
Alok International Inc.	--	85.68	
Non-Current Investments	Provided / written off during the period		
	Subsidiary Company		
	Alok Infrastructure Ltd	212.97	115.00
	Entities Under Common Control		
	Triumphant Victory Holding Ltd	54.75	--
	Investment during the year		
	Entities Under Common Control		
	Triumphant Victory Holding Ltd	--	219.00



Trade Receivable	Subsidiary Companies: Alok International Inc. Grabal Alok (UK) Ltd.	47.74 33.34	70.71 32.78
Trade Payables	Entities under Common Control Alok Denim (India) Ltd	52.91	31.94
Other Current Liabilities	Subsidiary Companies: Alok Singapore Pte. Ltd. Alok International (Middle East) FZE	158.50 130.21	563.91 201.46
Sales of Goods	Subsidiary Companies: Alok International Inc. Alok International (Middle East) FZE Alok Singapore Pte. Ltd. Firms in which KMP and relatives of KMP Interested C. J. Corporation	-- 85.24 91.63 --	54.32 516.13 740.13 0.31
Purchase of Raw Materials	Entities Under Common Control Alok Denims (India) Pvt. Ltd Joint Venture Companies New City of Bombay Mfg. Mills Ltd Aurangabad Textiles & Apparel Parks	99.70 -- --	253.37 -- 12.51
Purchase of packing material	Firms in which KMP and relatives of KMP interested C. J. Corporation	45.60	65.55
Purchase of Fixed assets	Subsidiary Companies: Alok Infrastructure Ltd.	0.37	30.29
Rent	Entities Under Common Control Alok Knit Exports Ltd Subsidiary Companies: Alok Infrastructure Ltd.	-- 8.90	2.97 12.88
Consultancy charges	Firms in which KMP and relatives of KMP interested AVAN Packaging & Boards	0.96	1.66
Sales Promotion Expenses	Subsidiary Companies: Alok Infrastructure Ltd.	--	0.35
Commission on Sales	Subsidiary Companies: Alok International Inc. (net of reversal of excess provision made in the earlier year Rs. 45.11 crore in current year) Alok International (Middle East) FZE Alok Singapore Pte. Ltd.	(40.79) 12.36 32.19	60.96 80.72 78.30



Remuneration	Key Management Personnel		
	Ashok B. Jiwrajka	1.47	4.58
	Surendra B. Jiwrajka	1.47	4.58
	Dilip B. Jiwrajka	1.47	4.58
	Sunil O. Khandelwal	1.23	--
	K. H. Gopal	1.19	--
Dividend Paid	Key Management Personnel		
	Ashok B. Jiwrajka	--	1.01
	Surendra B. Jiwrajka	--	1.08
	Dilip B. Jiwrajka	--	1.03
	Entities Under Common Control		
Alok Knit Exports Ltd	--	11.87	
Dividend Income	Joint Venture Companies		
	New City of Bombay Mfg. Mills Ltd	1.46	1.35
	Aurangabad Textiles & Apparel Parks Ltd	0.12	0.12
Rent Received	Subsidiary Companies:		
	Alok Infrastructure Ltd.	0.05	0.59
	Firms in which KMP and relatives of KMP interested		
	Linear Design	0.10	0.15
C. J. Corporation	0.02	--	
Guarantee given	Subsidiary Companies:		
	Alok worldwide Ltd.	--	782.39
	Alok Singapore Pte. Ltd.	--	460.37
	Grabal Alok (UK) Ltd.	11.65	--
	Alok International (Middle East) FZE	38.15	150.22
Guarantee expired/adjusted	Subsidiary Companies:		
	Alok Industries International Ltd.	20.52	572.59
	Alok Singapore Pte. Ltd.	460.37	671.58
	Alok Worldwide Ltd.	312.95	--
	Alok International (Middle East) FZE	150.22	1035.82
Guarantee outstanding	Subsidiary Companies:		
	Alok Industries International Ltd.	236.32	243.51
	Alok Singapore Pte. Ltd.	--	460.37
	Alok Worldwide Ltd.	497.50	782.39
	Alok International (Middle East) FZE	--	150.22
	Grabal Alok (UK) Ltd.	102.12	110.95



Joint Venture

The Company has interests in the Following jointly controlled entities, which are incorporated in India

Name of the Company	Country of Incorporation	% of share holding	Amount of Interest				
			Assets	Liabilities	Income	Expense	Contingent Liability
New City of Bombay Mfg. Mills Ltd#	India	49.00%	89.43	53.48	90.25	88.45	0.16
		(49.00%)	(53.06)	(18.90)	(115.35)	(110.74)	(0.12)
Aurangabad Textile and Apparel Park Ltd. ##	India	49.00%	16.35	8.43	21.04	20.84	@
		(49.00%)	(14.85)	(6.87)	(49.22)	(48.31)	--

Unaudited for current year and audited for previous period

Audited for current year and for previous year

@ Company share for contingent liability

- i) For unpaid property tax on land under litigation / encroachment – amount unascertainable
- ii) For unpaid Income tax demand for AY 2013-14 is Rs. 73,319/- (Previous period Rs. Nil)
Previous period figures are given in brackets.

Note: All the Financial figures are as per Audited Accounts.




• ANNEXURE – IV

LONG TERM BORROWINGS


(Rs. In Crores)

Particulars	As at 31 st March, 2016			As at 31 st March, 2015		
	Overdue	Current Maturities	Non Current	Overdue	Current Maturities	Non Current
Debtentures (Secured) (Refer (i) and (iv) below	36.34	200.99	291.67	36.67	55.67	496.66
Term Loans						
Secured (Refer (ii), (iii) and (iv) below						
Form Bank						
Rupee Loans	319.72	907.74	6485.65	175.55	1412.67	5193.77
Foreign Currency loans	87.46	160.84	828.07	14.98	118.37	953.73
From Financial Institutions						
Rupee Loans	86.25	186.25	356.48	3.75	90.63	542.73
Foreign Currency loans	152.53	--	--	143.96	--	--
Unsecured (Refer Note (iv) and (vi) below						
From banks						
Rupee Loans	--	16.50	30.41	--	--	--
Foreign Currency loans	26.52	20.05	20.05	8.67	17.00	34.23
Other Loans & Advances (Refer (v) below)						
Secured						
Vehicle loan from Banks (Secured by Vehicles under hypothecation with banks)	--	0.96	1.27	--	1.16	2.38



a) Debentures outstanding at the period and redeemable at par are as follows

Particulars	Nos	31 st March, 2016 (Rs. Crores)	31 st March, 2015 (Rs. Crores)	Date of Redemption
12.00% Redeemable Non convertible Debentures	375	37.50	37.50	1 st Feb, 20
12.00% Redeemable Non convertible Debentures	375	37.50	37.50	1 st Aug, 19
12.00% Redeemable Non convertible Debentures	375	37.50	37.50	1 st Feb, 19
13.00% Redeemable Non convertible Debentures	334	33.34	33.34	18 th Oct, 18
12.00% Redeemable Non convertible Debentures	375	37.50	37.50	1 st Aug, 18
12.00% Redeemable Non convertible Debentures	375	37.50	37.50	1 st Feb, 18
13.00% Redeemable Non convertible Debentures	333	33.33	33.33	18 th Oct, 17
12.00% Redeemable Non convertible Debentures	375	37.50	37.50	1 st Aug, 17
15.50% Redeemable Non convertible Debentures	366	36.66	36.66	2 nd Mar, 17
12.00% Redeemable Non convertible Debentures	375	37.50	37.50	1 st Feb, 17
13.00% Redeemable Non convertible Debentures	333	33.33	33.33	18 th Oct, 16
12.00% Redeemable Non convertible Debentures	375	37.50	37.50	1 st Aug, 16
11.50% Redeemable Non convertible Debentures	560	56.00	56.00	29 th Jun, 16
12.50% Redeemable Non convertible Debentures	40	--	4.00	29 th Jun, 16
15.50% Redeemable Non convertible Debentures	367	36.34	36.67	2 nd Mar, 16
12.50% Redeemable Non convertible Debentures	190	-	19.00	28 th Jun, 15
14.50% Redeemable Non convertible Debentures	367	-	36.67	3 rd Mar, 15
Total		529.00	589.00	



- b) All the debentures are secured by pari passu charge on the immovable situated at Mouje Irana, Taluka Kadi, District Mehsana in the state of Gujarat, Further, Debentures of Rs. 300 Crores are secured by First pari passu charge created on fixed assets of the Company and Debentures of Rs. 229 Crores are secured by subservient charge on fixed and current assets of the Company (excluding Land and Building)

(ii) Security for term loans

Nature of Security	(Rs. Crores)		
	Banks	Financial Institutions	Total
Exclusive charges on Plant & Machinery and specific assets financed*	396.64 (862.17)	-	396.64 (862.17)
Pari passu first charge created on the entire fixed assets of the Company#	8086.94 (6384.49)	628.98 (637.11)	8715.92 (7021.60)
Subservient charge on all movable and current assets of the Company @	305.89 (522.41)	152.53 (143.96)	458.42 (666.37)
Fixed deposit placed with the bank	-- (100.00)	-- --	-- (100.00)
Total	8789.47 (7869.07)	781.51 (781.07)	9570.98 (8650.14)

*Includes loans aggregating to Rs. 70.32 Crores (previous period Rs. 123.63 Crores) which are further secured by personal guarantees of promoter directors / corporate guarantee of promoter group companies.

Includes Bank loans aggregating to Rs. 1634.91 Crores (Previous period Rs. 1958.34 Crores) & Financial Institution loans aggregating to Rs. 100 Crores (previous period Rs. 108.13 Crores) which are further secured by personal guarantees of promoter directors / corporate guarantee of promoter group Companies.

Includes Banks loans aggregating Rs. 519.88 Crores (Previous period 312.50) secured by charge created on part of the land owned by Alok Infrastructure Limited, Wholly owned subsidiary of the Company. The Company is talking necessary steps for creation of such charge.



@ Includes Banks loans aggregating to Rs. Nil Crores (Previous period Rs. 85.61 Crores) which are further secured by personal guarantees of promoter directors / corporate guarantee of promoter group Companies

(iii) Terms of repayment of Secured Term Loans

a) Non - Current

(Rs. Crores)

Particulars	Rate of Interest	1-2 Years	2-3 Years	3-4 Years	Beyond 4 Years	Total
Rupee Term Loan From Banks	10% - 16%	1184.86	990.41	756.17	3554.20	6485.64
	(11.55% - 15.75%)	(1182.19)	(1157.51)	(864.97)	(1989.09)	(5193.76)
Foreign Currency Term Loan From Banks	1.30% - 7.50%	156.97	420.86	94.06	156.23	828.12
	(1.27% - 7.35%)	(160.27)	(165.66)	(395.61)	(232.20)	(953.74)
Rupee Term Loan From Financial Institutions	9.00% - 15.00%	186.48	77.50	2.50	90.00	356.48
	(9.00% - 15.00%)	(186.25)	(186.48)	(77.50)	(92.50)	(542.73)
Total		1528.31	1488.77	852.73	3800.43	7670.24
		(1528.71)	(1509.65)	(1338.08)	(2313.79)	(6690.23)

b) Current


(Rs. Crores)

Particulars	Rate of Interest	Overdue	Current Maturities
Rupee Term Loan From Banks	10% - 16%	319.72	907.74
	(11.55% - 15.75%)	(175.55)	(1412.67)
Foreign Currency Term Loan From Banks	1.30% - 7.50%	87.46	160.84
	(1.27% - 7.35%)	(14.98)	(118.37)
Rupee Term Loan From Financial Institutions	9.00% - 15.00%	86.25	186.25
	(9.00% - 15.00%)	(3.75)	(90.63)
Foreign Currency Term Loan From Financial Institutions	2.96% - 5.40%	152.53	--
	(2.96% - 5.40%)	(143.96)	--
Total		645.96	1254.83
		(338.24)	(1621.67)

(iv) Terms of repayment of Unsecured Term Loan

(Rs. Crores)

Particulars	Rate of Interest	1-2 Years	2-3 Years	3-4 Years	Beyond 4 Years	Total
Rupee Term Loan From Banks	10% - 12%	30.41	-	-	-	30.41
	(-%- -%)	-	-	-	-	-



Foreign Currency Term Loan From Banks	1.95% - 2.90%	20.05	-	-	-	20.05
	(2.88% - 2.89%)	(17.11)	(17.12)	-	-	(34.23)
Total		50.46	-	-	-	50.46
		(17.11)	(17.12)	-	-	(34.23)


(v) Terms of repayment of Other loans and advances (Rs. Crores)

Particulars	Rate of Interest	1-2 Years	2-3 Years	3-4 Years	Beyond 4 Years	Total
Vehicle Loan	10.65% - 12.20%	0.80	0.45	0.02	-	1.27
	(10.65% - 12.20%)	(0.99)	(0.86)	(0.50)	(0.03)	(2.38)

(vi) The Company has defaulted in repayment of principal and interest payments. The period and amount of continuing defaults as on the Balance sheet date are as under:

a) Principal Amounts : (Rs. Crores)

Particulars	0-30days	31-90days	91-180days	Above 180 days	Total
a) Debentures	36.34	-	-	-	36.34
	(36.67)	-	-	-	(36.67)
b) Term Loans					
Secured	98.37	48.44	115.08	57.82	319.71
From Banks	(103.21)	(72.34)	-	-	(175.55)
Rupee Loans					
Foreign Currency loans	14.75	39.09	-	33.61	87.45
	(13.26)	(1.82)	-	-	(15.08)
From Financial Institutions	25.00	1.88	25.00	34.38	86.26
Rupee Loans	-	(1.88)	-	(1.88)	(3.76)
Foreign Currency loans	-	-	152.53	-	152.53
	-	(143.96)	-	-	(143.96)
Unsecured	-	5.64	4.38	16.50	26.52
Form Banks					
Foreign Currency loans	-	(4.81)	(3.74)	-	(8.55)
Total	174.46	95.05	296.99	142.31	708.81
	(153.14)	(224.81)	(3.74)	(1.88)	(383.57)



b) Interest :


(Rs. Crores)

Particulars	0-30days	31-90days	91-180days	Above 180 days	Total
a) Debentures	17.23	3.40	16.83	52.89	90.35
	(5.50)	(9.28)	(9.60)	-	(24.38)
b) Term Loans					
Secured	94.31	153.42	119.41	72.39	439.53
From Banks	(57.22)	(73.81)	(1.50)	-	(132.53)
Rupee Loans					
Foreign Currency loans	12.78	1.81	-	3.83	18.42
	(2.03)	(1.77)	-	-	(3.80)
From Financial Institutions	20.75	5.57	24.56	77.28	128.16
Rupee Loans					
	(0.21)	(23.75)	(0.45)	(0.26)	(24.67)
Foreign Currency loans	-	4.38	-	3.36	7.74
	-	(1.99)	-	-	(1.99)
Unsecured	0.47	1.34	-	-	1.81
Form Banks	-	-	-	-	-
Rupee Loans					
Foreign Currency loans	0.61	-	0.17	-	0.78
	-	(0.40)	-	-	(0.40)
Total	146.15	169.92	160.97	209.75	686.79
	(64.96)	(111.00)	(11.55)	(0.26)	(187.77)

SHORT TERM BORROWINGS

(Rs. In Crores)


Particulars	As at 31 st March, 2016	As at 31 st March, 2015
Working Capital Loans:		
Cash Credit Accounts, Working capital demand loan etc. (Secured) (Refer (i) below)		
From Banks	8857.64	5541.20
Includes Rs. 538.68 Crores (Previous period Rs. 598.27 Crores) Loans in Foreign Currency		
From Financial Institutions	129.71	129.71
Inter Corporate Deposit (Secured)\$	121.19	75.00
Inter Corporate Deposit (Unsecured)	9.10	122.94
Short term Loan		
Secured (Refer (ii) and (iv) below)		
Rupee Loans		
Form Financial Institutions	75.50	



Overdue/Recalled Loans		
Non Convertible Debentures Debentures (Secured) (Refer Note 4 (i) and (vi) Above)	36.34	36.67
Long Term Borrowing		
Secured (Refer Note 4 (ii) and (vi) above Rupee Loans		
From Banks	319.72	175.55
From Financial Institutions	86.25	3.75
Foreign Currency Loans		
From Bank	87.46	14.98
From Financial Institutions	152.53	143.96
Unsecured (Refer Note 4 (vi) above)		
Foreign Currency loans		
From Bank	26.52	8.66
Short Term Borrowings		
Secured (Refer (ii) and (iv) below)		
Rupee Terms		
From Bank	--	100.00
Demand Loan (Secured (refer (iii) and (iv) below)		
Rupee Terms		
From Financial Institutions	334.50	-
Unsecured		
Foreign Currency Loans		
From Bank	359.95	-
Total	10596.41	6427.66

(Rs. In Crores)

Nature of Security	Banks	Financial Institutions	Total
(i) Security for working capital loans			
a) Hypothecation of Company's Current assets and mortgage of certain immovable properties belonging to the Company#	8765.10 (5405.61)	129.70 (129.70)	8894.80 (5535.31)
b) Second charge created on all moveable and current assets of the Company and further secured by personal guarantees of promoter director*			
Subservient charge created on all moveable and current assets of the company and further secured by personal guarantees of promoter directors*	92.54 (135.59)	0.01 (0.01)	92.55 (135.60)
Total	8857.64 (5541.20)	129.71 (129.71)	8987.35 (5670.91)



(ii) Security for Short term loans			
a) Hypothecation of Company's current assets on first pari passu basis	- (100.00)	-	- (100.00)
b) First mortgage charge created on all fixed assets of the Company on Pari assu basis			
Subservient charge on all movable and current assets of the Company @	-	75.50 (75.24)	75.50 (75.24)
Total	- (100.00)	75.50 (75.24)	75.50 (175.24)
(iii) Security for demand loans			
a) Second charge created on all immovable properties of the Company Situated at Vapi & Silvassa	-	334.50	-334.50-
b) pledge of shares held by step down subsidiaries viz. Alok Industries International Limited and Grabal Alok International Limited in Mileta a.s. & Grabal Alok (UK) Ltd. respectively	-	-	-
Total	-	334.50	334.50

Includes Bank loans aggregating Rs. 2313.63 Crores (Previous period Rs. 1377.25 Crores) for which charge is being created on part of the land owned by Alok Infrastructure Ltd., Wholly owned Subsidiary of the Company.

*Includes Bank Loans aggregating Rs. 44.55 Crores (Previous period Rs. 41.79 Crores) Secured by charges created / is being created on part of the land owned by Alok Infrastructure Limited, Wholly owned Subsidiary of the Company.

@includes loans aggregating Rs. 75.50 Crores (Previous period Rs. 75.54 Crores) secured by charge created on part of the land owned by Alok Infrastructure Ltd., Wholly owned Subsidiary of the Company.


\$includes Rs. 69.60 crores secured by first charge on three floors of Peninsula Business park owned by Alok Infrastructure Company and Rs. 51.59 Crores secured by second charge on one floor of Peninsula Business park owned by Alok Infrastructure Company

(iv) The Company has defaulted in repayment of Principal and Interest payments. The period and amount of continuing default as on the Balance Sheet date are as under:

a) Principal Amounts

(Rs. In Crores)

Particulars	0-30days	31-90days	Total
Secured Rupee Loans			
From Bank	- (100.00)	-	- (100.00)



UnSecured Rupee Loans			
From Financial Institutions	334.50	-	334.50
	-	-	-
Foreign Currency Loans			
From Bank	359.95	-	359.95
	-	-	-
Total	694.45	-	694.45
	(100.00)	-	(100.00)


b) Interest

(Rs. In Crores)

Particulars	0-30days	31-90days	91- 180 days	Above 180days	Total
Secured Rupee Loans					
From Bank	-	-	-	-	-
	(1.25)	(2.38)	-	-	(3.63)
Secured Rupee Loans					
From Financial Institutions	4.02	1.08	-	-	5.10(1.63)
	(1.03)	(0.60)	-	-	
Working Capital Loans	109.58	19.31	-	-	128.89
	-	-	-	-	-
Inter Corporate Deposits	12.25	-	-	2.46	14.71
	-	-	-	-	-
Total	125.85	20.39	-	2.46	148.70
	(2.28)	(2.98)	-	-	(5.26)

Previous period figures are given in brackets.

Note: All the Financial figures are as per Audited Accounts.



• ANNEXURE - V

Details of Charges :

Charge ID	Date Of Filing E-Form	Form No.	Whether Creation/Modification/Satisfaction
10182952	27/07/2015	CHG - 1	Modification of Charge
10242723	11/07/2015	CHG - 1	Modification of Charge
10242723	27/07/2015	CHG - 1	Modification of Charge
10438134	01/07/2015	CHG - 1	Modification of Charge
10439539	24/07/2015	CHG - 1	Modification of Charge
10442190	27/07/2015	CHG - 1	Modification of Charge
10444035	28/07/2015	CHG - 1	Modification of Charge
10448663	11/07/2015	CHG - 1	Modification of Charge
10449230	17/07/2015	CHG - 1	Modification of Charge
10449623	09/07/2015	CHG - 1	Modification of Charge
10455870	11/07/2015	CHG - 1	Creation of Charge
10541793	12/10/2015	CHG - 1	Creation of Charge
10595426	01/12/2015	CHG - 1	Creation of Charge
10450352	28/07/2015	CHG - 1	Modification of Charge
10449310	24/07/2015	CHG - 1	Modification of Charge
10455870	04/08/2015	CHG - 1	Modification of Charge
10457286	11/07/2015	CHG - 1	Modification of Charge
10480922	08/07/2015	CHG - 1	Modification of Charge
10488782	09/07/2015	CHG - 1	Modification of Charge
10485917	10/07/2015	CHG - 1	Modification of Charge
10512243	20/07/2015	CHG - 1	Modification of Charge
10538787	26/06/2015	CHG - 1	Modification of Charge
10545860	28/07/2015	CHG - 1	Modification of Charge
10544728	20/07/2015	CHG - 1	Modification of Charge
10545861	10/07/2015	CHG - 1	Modification of Charge
10546636	27/06/2015	CHG - 1	Modification of Charge
10564868	23/07/2015	CHG - 1	Modification of Charge
10580780	23/07/2015	CHG - 1	Creation of Charge
10574087	17/06/2015	CHG - 1	Creation of Charge
10580473	22/07/2015	CHG - 1	Creation of Charge
10575924	26/06/2015	CHG - 1	Creation of Charge
10576981	02/07/2015	CHG - 1	Creation of Charge
10583450	05/08/2015	CHG - 1	Creation of Charge
10585681	18/08/2015	CHG - 1	Creation of Charge
10583881	07/08/2015	CHG - 1	Creation of Charge
10583548	06/08/2015	CHG - 1	Creation of Charge



10182952	26/08/2015	CHG - 1	Modification of Charge
10587508	27/08/2015	CHG - 1	Modification of Charge
10544228	02/09/2015	CHG - 1	Modification of Charge
10576981	14/09/2015	CHG - 1	Modification of Charge
10590257	14/09/2015	CHG - 1	Creation of Charge
10591123	18/09/2015	CHG - 1	Creation of Charge
10591324	19/09/2015	CHG - 1	Creation of Charge
10591322	19/09/2015	CHG - 1	Creation of Charge
10591414	19/09/2015	CHG - 1	Creation of Charge
10593349	30/09/2015	CHG - 1	Creation of Charge
10528305	29/09/2015	CHG - 1	Modification of Charge
10528302	29/09/2015	CHG - 1	Modification of Charge
10296715	01/10/2015	CHG - 1	Modification of Charge
10544052	01/10/2015	CHG - 1	Modification of Charge
10544314	01/10/2015	CHG - 1	Modification of Charge
10541793	12/10/2015	CHG - 1	Modification of Charge
10595928	14/10/2015	CHG - 1	Creation of Charge
10596900	19/10/2015	CHG - 1	Creation of Charges
10590257	03/11/2015	CHG - 1	Modification of Charge
10601222	10/11/2015	CHG - 1	Creation of Charges
10603440	25/11/2015	CHG - 1	Creation of Charges
10605363	07/12/2015	CHG - 1	Creation of Charges
10605674	09/12/2015	CHG - 1	Creation of Charges
10606694	15/12/2015	CHG - 1	Creation of Charges
10610059	01/01/2016	CHG - 1	Creation of Charges
10611999	12/01/2016	CHG - 1	Creation of Charges
10612289	13/01/2016	CHG - 1	Creation of Charges
10612519	14/01/2016	CHG - 1	Creation of Charges
10619354	15/02/2016	CHG - 1	Creation of Charges

