

## INDEPENDENT AUDITOR'S REPORT

To the Members of M/s. ALOK SINGAPORE PTE LTD

### Report on the Standalone Financial Statements

#### Opinion

We have audited the accompanying Standalone financial statements of M/s. Alok Singapore Pte Ltd (*"the Company"*) which comprises the Balance Sheet as at **March 31, 2020**, the Statement of Profit and Loss, (statement of changes in equity), and statement of cash flows for the year then ended, and notes to the financial statements, including a summary of significant accounting policies and other explanatory information.

In our opinion and to the best of our information and according to the explanations given to us, the aforesaid standalone financial statements give the information required by the Act in the manner so required and give a true and fair view in conformity with the accounting principles generally accepted in India, of the state of affairs of the Company as at **March 31, 2020**, and loss, (changes in equity) and its cash flows for the year ended on that date.

#### Basis for Opinion

We conducted our audit in accordance with the Standards on Auditing (SAs) specified under section 143(10) of the Companies Act, 2013. Our responsibilities under those Standards are further described in the Auditor's Responsibilities for the Audit of the Financial Statements section of our report. We are independent of the Company in accordance with the Code of Ethics issued by the Institute of Chartered Accountants of India together with the ethical requirements that are relevant to our audit of the financial statements under the provisions of the Companies Act, 2013 and the Rules thereunder, and we have fulfilled our other ethical responsibilities in accordance with these requirements and the Code of Ethics. We believe that the audit evidence we have obtained is sufficient and appropriate to provide a basis for our opinion.

#### Responsibility of Management for the Standalone Financial Statements

The Company's Board of Directors is responsible for the matters stated in section 134(5) of the Companies Act, 2013 (*"the Act"*) with respect to the preparation of these standalone financial statements that give a true and fair view of the financial position, financial performance, (changes in equity) and cash flows of the Company in accordance with the accounting principles generally accepted in India, including the accounting Standards specified under section 133 of the Act. This responsibility also includes maintenance of adequate accounting records in accordance with the provisions of the Act for safeguarding of the assets of the Company and for preventing and detecting frauds and other irregularities; selection and application of appropriate implementation and maintenance of accounting policies; making judgments and estimates that are reasonable and prudent; and design, implementation



and maintenance of adequate internal financial controls, that were operating effectively for ensuring the accuracy and completeness of the accounting records, relevant to the preparation and presentation of the financial statement that give a true and fair view and are free from material misstatement, whether due to fraud or error.

In preparing the financial statements, management is responsible for assessing the Company's ability to continue as a going concern, disclosing, as applicable, matters related to going concern and using the going concern basis of accounting unless management either intends to liquidate the Company or to cease operations, or has no realistic alternative but to do so.

That Board of Directors are also responsible for overseeing the company's financial reporting process.

### **Auditor's Responsibility for the Audit of the Financial Statements**

Our objectives are to obtain reasonable assurance about whether the financial statements as a whole are free from material misstatement, whether due to fraud or error, and to issue an auditor's report that includes our opinion. Reasonable assurance is a high level of assurance, but is not a guarantee that an audit conducted in accordance with SAs will always detect a material misstatement when it exists. Misstatements can arise from fraud or error and are considered material if, individually or in the aggregate, they could reasonably be expected to influence the economic decisions of users taken on the basis of these financial statements.

### **Other Matter**

The company is not having any branch.

### **Report on Other Legal and Regulatory Requirements**

As required by the Companies (Auditor's Report) Order, 2016 ("the Order"), issued by the Central Government of India in terms of sub-section (11) of section 143 of the Companies Act, 2013, we state that this section is not applicable to the company.

As required by Section 143(3) of the Act, we report that:

We have sought and obtained all the information and explanations which to the best of our knowledge and belief were necessary for the purposes of our audit.

- a. In our opinion, proper books of account as required by law have been kept by the Company so far as it appears from our examination of those books.
- b. The Balance Sheet, the Statement of Profit and Loss, and the Cash Flow Statement dealt with by this Report are in agreement with the books of account.
- c. In our opinion, the aforesaid standalone financial statements comply with the Accounting Standards specified under Section 133 of the Act, read with Rule 7 of the Companies (Accounts) Rules, 2014.
- d. On the basis of the written representations received from the directors as on **31st March, 2020** taken on record by the Board of Directors, none of the directors is disqualified as on **31st March, 2020** from being appointed as a director in terms of Section 164 (2) of the Act.
- e. With respect to the adequacy of the **internal financial controls** over financial reporting of the Company and the operating effectiveness of such controls, refer to our separate Report in "Annexure A".




f. With respect to the other matters to be included in the Auditor's Report in accordance with Rule 11 of the Companies (Audit and Auditors) Rules, 2014, in our opinion and to the best of our information and according to the explanations given to us:

1. The Company does not have any pending litigations which would impact its financial position.
2. The Company did not have any long-term contracts including derivative contracts for which there were any material foreseeable losses.
3. There were no amounts which were required to be transferred to the Investor Education and Protection Fund by the Company}.

For Narendra Poddar & Co.

Chartered Accountants

FRN No. 106915W

A handwritten signature in black ink, appearing to read 'Narendra Poddar', is written over a circular official stamp. The stamp contains the text 'NARENDRA Poddar & Co.', 'MUMBAI', and 'Chartered Accountants'.

Narendra Poddar, Proprietor

Membership No. 041256

Mumbai, 24<sup>th</sup> July 2020

**Annexure A" to the Independent Auditor's Report of even date on the Financial Statements of ALOK SINGAPORE PTE LTD**

**Report on the Internal Financial Controls under Clause (i) of Sub-section 3 of Section 143 of the Companies Act, 2013 ("the Act")**

We have audited the internal financial controls over financial reporting of **ALOK SINGAPORE PTE LTD** ("the Company") as of **March 31, 2020** in conjunction with our audit of the financial statements of the Company for the year ended on that date.

**Management's Responsibility for Internal Financial Controls**

The Company's management is responsible for establishing and maintaining internal financial controls based on the internal control over financial reporting criteria established by the Company considering the essential components of internal control stated in the Guidance Note on Audit of Internal Financial Controls over Financial Reporting issued by the Institute of Chartered Accountants of India. These responsibilities include the design, implementation and maintenance of adequate internal financial controls that were operating effectively for ensuring the orderly and efficient conduct of its business, including adherence to company's policies, the safeguarding of its assets, the prevention and detection of frauds and errors, the accuracy and completeness of the accounting records, and the timely preparation of reliable financial information, as required under the Companies Act, 2013.

**Auditors' Responsibility**

Our responsibility is to express an opinion on the Company's internal financial controls over financial reporting based on our audit. We conducted our audit in accordance with the Guidance Note on Audit of Internal Financial Controls Over Financial Reporting (the "Guidance Note") and the Standards on Auditing, issued by ICAI and deemed to be prescribed under section 143(10) of the Companies Act, 2013, to the extent applicable to an audit of internal financial controls, both applicable to an audit of Internal Financial Controls and, both issued by the Institute of Chartered Accountants of India. Those Standards and the Guidance Note require that we comply with ethical requirements and plan and perform the audit to obtain reasonable assurance about whether adequate internal financial controls over financial reporting was established and maintained and if such controls operated effectively in all material respects.

Our audit involves performing procedures to obtain audit evidence about the adequacy of the internal financial controls system over financial reporting and their operating effectiveness. Our audit of internal financial controls over financial reporting included obtaining an understanding of internal financial controls over financial reporting, assessing the risk that a material weakness exists, and testing and evaluating the design and operating effectiveness of internal control based on the assessed risk. The procedures selected depend on the auditor's judgment, including the assessment of the risks of material misstatement of the financial statements, whether due to fraud or error.

We believe that the audit evidence we have obtained is sufficient and appropriate to provide a basis for our audit opinion on the Company's internal financial controls system over financial reporting.



### Meaning of Internal Financial Controls over Financial Reporting

A company's internal financial control over financial reporting is a process designed to provide reasonable assurance regarding the reliability of financial reporting and the preparation of financial statements for external purposes in accordance with generally accepted accounting principles. A company's internal financial control over financial reporting includes those policies and procedures that (1) pertain to the maintenance of records that, in reasonable detail, accurately and fairly reflect the transactions and dispositions of the assets of the company; (2) provide reasonable assurance that transactions are recorded as necessary to permit preparation of financial statements in accordance with generally accepted accounting principles, and that receipts and expenditures of the company are being made only in accordance with authorisations of management and directors of the company; and (3) provide reasonable assurance regarding prevention or timely detection of unauthorised acquisition, use, or disposition of the company's assets that could have a material effect on the financial statements.

### Inherent Limitations of Internal Financial Controls over Financial Reporting

Because of the inherent limitations of internal financial controls over financial reporting, including the possibility of collusion or improper management override of controls, material misstatements due to error or fraud may occur and not be detected. Also, projections of any evaluation of the internal financial controls over financial reporting to future periods are subject to the risk that the internal financial control over financial reporting may become inadequate because of changes in conditions, or that the degree of compliance with the policies or procedures may deteriorate.

### Opinion

In our opinion, the Company has, in all material respects, an adequate internal financial controls system over financial reporting and such internal financial controls over financial reporting were operating effectively as at **March 31, 2020**, based on the internal control over financial reporting criteria established by the Company considering the essential components of internal control stated in the Guidance Note on Audit of Internal Financial Controls Over Financial Reporting issued by the Institute of Chartered Accountants of India.

For Narendra Poddar & Co.

Chartered Accountants

FRN No. 106915W

*Pm Narendra*  


Narendra Poddar, Proprietor

Membership No. 041256

Mumbai, 24<sup>th</sup> July 2020

**ALOK SINGAPORE PTE. LTD.**


**BALANCE SHEET AS AT 31 MARCH 2020**

PARTICULARS	NOTES	AS AT 31-MAR-2020 INR	AS AT 31-MAR-2020 USD	AS AT MAR-2019 INR	AS AT 31-MAR-2019 USD
<b>I ASSETS</b>					
<b>(1) Current Assets</b>					
Financial assets					
(a) Trade and other receivables	3	57,610,456	764,206	52,861,213	764,207
(b) Cash and bank balance	4	77,788,752	1,031,874	101,592,946	1,468,716
<b>TOTAL</b>		<b>135,399,208</b>	<b>1,796,080</b>	<b>154,454,159</b>	<b>2,232,923</b>
<b>II EQUITY</b>					
a) Share capital	5	49	1	49	1
b) Other equity	6	(1,442,691,389)	(19,137,418)	(1,293,017,457)	(18,692,975)
<b>(1) Current Liabilities</b>					
Financial liabilities					
a) Other payables	7	1,496,770,538	19,854,781	1,372,905,734	19,847,909
(b) Amount due to related parties	7	81,320,010	1,078,716	74,565,833	1,077,988
<b>TOTAL</b>		<b>135,399,208</b>	<b>1,796,080</b>	<b>154,454,159</b>	<b>2,232,923</b>

**III** Notes forming part of financial statements 1 to 22

As Per our report of even date  
**For Narendra Poddar & Co.**  
 Chartered Accountants  
 FRN No. 106915W

Narendra Poddar, Proprietor  
 Membership No. 041256  
 Mumbai, 24 July 2020



For and on behalf of the Board

*[Signature]*  
 Director  
 DIN:

*[Signature]*  
 Director  
 DIN:

**ALOK SINGAPORE PTE. LTD.**


**STATEMENT OF PROFIT AND LOSS FOR THE YEAR ENDED FROM 01 APRIL 2019 TO 31 MAR 2020**

PARTICULARS	NOTES	YEAR ENDED 31- MAR-2020	YEAR ENDED 31- MAR-2020	YEAR ENDED 31- MAR-2019	YEAR ENDED 31- MAR-2019
		INR	USD	INR	USD
<b>I. INCOME</b>					
Revenue from operations	8	-	-	-	-
Other Income	9	-	-	-	-
<b>Total Revenue</b>		-	-	-	-
<b>II. EXPENSES</b>					
Purchase of Traded Goods		-	-	-	-
Finance costs	10	-	-	-	-
Other expenses	11	31,501,521	444,443	21,929,814	313,781
<b>Total Expenses</b>		<b>31,501,521</b>	<b>444,443</b>	<b>21,929,814</b>	<b>313,781</b>
<b>III. NET PROFIT FOR THE PERIOD BEFORE EXCEPTIONAL ITEMS</b>		<b>(31,501,521)</b>	<b>(444,443)</b>	<b>(21,929,814)</b>	<b>(313,781)</b>
<b>IV. Exceptional Items</b>		-	-	-	-
<b>V. PROFIT / (LOSS) BEFORE TAX</b>					
<b>VI. Tax Expense</b>					
Current Tax		-	-	-	-
Excess Provision of Income Tax in respect of Previous year written back		-	-	-	-
<b>Total tax expense</b>		-	-	-	-
<b>VII. NET PROFIT FOR THE PERIOD</b>		<b>(31,501,521)</b>	<b>(444,443)</b>	<b>(21,929,814)</b>	<b>(313,781)</b>
<b>VIII. OTHER COMPREHENSIVE INCOME</b>					
<b>A</b> (i) Items that will not be reclassified to profit or loss		-	-	-	-
(ii) Income tax relating to items that will not be reclassified to profit or loss		-	-	-	-
<b>B</b> (i) Items that will be reclassified to profit or loss					
- Net exchange Profit/Loss on translation		(118,172,411)	-	(75,629,446)	-
(ii) Income tax relating to items that will be reclassified to profit or loss		-	-	-	-
<b>IX. Net profit / (loss) for the period (V - VI)</b>		<b>(149,673,932)</b>	<b>(444,443)</b>	<b>(97,559,260)</b>	<b>(313,781)</b>
<b>VII.</b>		<b>(149,673,932)</b>	<b>(444,443)</b>	<b>(97,559,260)</b>	<b>(313,781)</b>
<b>X EARNINGS PER SHARE (of \$ 1 each)</b>					
Basic and Diluted (not annualised)	15	(31,501,521)	(444,443)	(21,929,814)	(313,781)

Notes forming part of financial statements

1 to 22

As Per our report of even date  
For Narendra Poddar & Co.  
Chartered Accountants  
FRN No. 106915W



Narendra Poddar, Proprietor  
Membership No. 041256  
Mumbai, 24 July 2020

For and on behalf of the Board

*[Signature]*  
Director  
DIN:

*[Signature]*  
Director  
DIN:

ALOK SINGAPORE PTE LTD.

CASH FLOW STATEMENT FOR THE YEAR ENDED 31ST MARCH 2020

PARTICULARS	12 Months Ended 31-MAR-20		12 Months Ended 31-MAR-19	
	Rupees	USD	Rupees	USD
<b>A) Cash Flow from Operating Activities</b>				
Loss for the period	(149,673,932)	(444,443)	97,559,260	(313,781)
<b>Adjustments for :</b>				
Unrealised exchange loss/gain	118,172,411	-	(75,629,446)	-
<b>Operating loss before working capital changes</b>	<b>(31,501,521)</b>	<b>(444,443)</b>	<b>21,929,814</b>	<b>(313,781)</b>
<b>Adjustments for :</b>				
Increase in current liabilities & provisions	-	-	-	-
Increase in trade receivables	-	-	-	-
(Increase)/decrease in loans and advances	-	-	-	-
<b>Net cash generated from / (used in) operating activities</b>	<b>(31,501,521)</b>	<b>(444,443)</b>	<b>21,929,814</b>	<b>(313,781)</b>
Income Tax paid			-	-
<b>Net cash generated from / (used in) operating activities</b>	<b>(31,501,521)</b>	<b>(444,443)</b>	<b>21,929,814</b>	<b>(313,781)</b>
<b>B) Cash flow from investing activities</b>				
Net cash generated from / (used in) investing activities	-	-	-	-
<b>C) Cash flow from financing activities</b>				
Net cash (used in) / generated from Financing activities	-	-	-	-
<b>Net decrease in Cash and Cash equivalents (A+B+C)</b>	<b>(31,501,521)</b>	<b>(444,443)</b>	<b>21,929,814</b>	<b>(313,781)</b>
<b>Cash and Cash equivalents at the beginning of the period</b>	<b>101,592,946</b>	<b>1,468,716</b>	<b>95,531,264</b>	<b>1,468,716</b>
Effect of exchange rate change on cash and cash equivalent	7,697,327	7,601	(15,868,132)	313,781
<b>Cash and Cash equivalents at the end of the period</b>	<b>77,788,752</b>	<b>1,031,874</b>	<b>101,592,946</b>	<b>1,468,716</b>

NOTES TO CASH FLOW STATEMENT

- Components of Cash and Cash Equivalents include Bank Balances in Current Account.
- Cash and Cash equivalents included in the cash flow statement comprise the following balance sheet amounts:


Particulars	As At 31-MAR-20		As At 31-MAR-19	
	Rupees	USD	Rupees	USD
Cash and Bank balances	77,788,752	1,031,874	101,592,946	1,468,716
Add / Less:				
Effect of exchange rate change	-	-	-	-
<b>Cash and Cash equivalents as restated</b>	<b>77,788,752</b>	<b>1,031,874</b>	<b>101,592,946</b>	<b>1,468,716</b>

- The Cash Flow Statement has been prepared in accordance with the requirements of Accounting Standard (AS) 3 "Cash Flow Statements".
- Previous period's figures have been regrouped / restated wherever necessary.



As per our report of even date  
For **Narendra Poddar & Co.**  
Chartered Accountants  
FRN No. 106915W

  
Narendra Poddar, Proprietor

Membership No. 041256  
Mumbai, 24 July 2020



For and on behalf of the Board

 Director  
DIN:  
 Director  
DIN:



**CORPORATE INFORMATION**

Alok Singapore Pte Ltd, incorporated on 28th December 2011 under the laws of Singapore as an "International Business Company", is a wholly owned subsidiary of Alok Industries Limited, a Company incorporated in India. The company is engaged in trading in all types of textiles including home textile, apparel fabrics, garments and polyester yarns.

These financial statements of the company are prepared solely for the purpose of consolidation by the holding company.

**NOTE 1 : SIGNIFICANT ACCOUNTING POLICIES****a) Basis of preparation:****i) Compliance with Ind AS:**

The financial statements of the Company have been prepared in accordance with Indian Accounting Standards (Ind AS) notified under the Companies (Indian Accounting Standards) Rules, 2015, as amended from time to time, hereinafter referred to as Ind AS.

For all periods up to and including the year ended 31 March 2020, the Company prepared its financial statements in accordance with accounting standards notified under section 133 of the Companies Act 2013, read together with paragraph 7 of the Companies (Accounts) Rules, 2014 (Indian GAAP).

**ii) Historical cost convention:**

The Financial Statements have been prepared on a historical cost basis, except for the following:

- a. certain financial assets and liabilities that are measured at fair value;
- b. assets held for sale - measured at lower of carrying amount or fair value less cost to sell;
- c. defined benefit plans - plan assets measured at fair value;

**iii) Translation to Indian Rupees:**

The accounts are maintained in United Arab Emirate Dirham (AED) being currency of United Arab Emirates (UAE). Considering the operations of the company as integral to the holding company, the financial statements have been translated into Indian Rupees on the following basis-

- All income and expenses are translated at the average rate of exchange prevailing during the period.
- Monetary assets and liabilities are translated at the closing rate on the balance sheet date.
- Non-monetary assets and liabilities and share capital is translated at historical rates.
- The resulting exchange difference is accounted in Exchange difference on translation account and charged / credited to Statement of Profit and Loss.
- The aforesaid items as translated are considered for the purpose of cash flow statement.

**b) Current versus non-current classification**

The Company presents assets and liabilities in the balance sheet based on current/non-current classification. An asset is treated as current when it is:

- Expected to be realised or intended to be sold or consumed in normal operating cycle
- Held primarily for the purpose of trading
- Expected to be realised within twelve months after the reporting period, or
- Cash or cash equivalent unless restricted from being exchanged or used to settle a liability for at least twelve months after the reporting period.

All other assets are classified as non-current



A liability is current when:

- It is expected to be settled in the normal operating cycle
- It is held primarily for the purpose of trading
- It is due to be settled within twelve months after the reporting period, or
- There is no unconditional right to defer the settlement of the liability for at least twelve months after the reporting period.

The Company classifies all other liabilities as non-current

Deferred tax assets and liabilities are classified as non-current assets and liabilities. The operating cycle is the time between the acquisition of assets for processing and their realisation in cash and cash equivalents.

### c) Revenue recognition:

#### i) Timing of recognition:

Revenue from sale of goods is recognised when all the significant risks and rewards of ownership in the goods are transferred to the buyer as per the terms of the contract, there is no continuing managerial involvement with the goods, the amount of revenue can be measured reliably and it is probable that future economic benefits will flow to the entity and specific criteria have been met for each of the activities of the Company. This generally happens upon dispatch of the goods to customers, except for export sales which are recognised when significant risk and rewards are transferred to the buyer as per the terms of contract.

Eligible export incentives are recognised in the year in which the conditions precedent is met and there is no significant uncertainty about the collectability.

#### ii) Measurement of revenue:

Revenue is measured at the fair value of the consideration received or receivable, after the deduction of any trade discounts, volume rebates and any taxes or duties collected on behalf of the Government which are levied on sales such as sales tax, value added tax, etc.

Revenue includes excise duty as it is paid on production and is a liability of the manufacturer. Discounts given include rebates, price reductions and other incentives given to customers. The Company bases its estimates on historical results, taking into consideration the type of customer, the type of transaction and the specifics of each arrangement.

The Company recognises provision for sales return, based on the historical results, measured on net basis of the margin of the sale

The volume discounts are assessed based on anticipated annual purchases.

#### Rental Income

The Company's policy for recognition of revenue from operating leases is described in Note 1 (e) below.

#### Interest Income

For all debt instruments measured at amortised cost, interest income is measured using the effective interest rate (EIR). EIR is the rate that exactly discounts the estimated future cash payments or receipts over the expected life of the financial instrument or a shorter period, where appropriate, to the gross carrying amount of the financial asset or to the amortised cost of a financial liability. When calculating the effective interest rate, the Company estimates the expected cash flows by considering all the contractual terms of the financial instrument (for example, prepayment, extension, call and similar options) but does not consider the expected credit losses.



Dividends

Revenue is recognised when the Company's right to receive the payment is established, which is generally when shareholders approve the dividend.

**d) Leases:**

The determination of whether an arrangement is (or contains) a lease is based on the substance of the arrangement at the inception of the lease. The arrangement is, or contains, a lease if fulfilment of the arrangement is dependent on the use of a specific asset or assets and the arrangement conveys a right to use the asset or assets, even if that right is not explicitly specified in an arrangement.

**Company as a lessee:**

A lease is classified at the inception date as a finance lease or an operating lease. A lease that transfers substantially all the risks and rewards incidental to ownership to the company is classified as a finance lease.

Finance leases are capitalised at the commencement of the lease at the inception date fair value of the leased asset or, if lower, at the present value of the minimum lease payments. Lease payments are apportioned between finance charges and reduction of the lease liability to achieve a constant rate of interest on the remaining balance of the liability. Finance charges are recognised in finance costs in the statement of profit and loss.

A leased asset is depreciated over the useful life of the asset. However, if there is no reasonable certainty that the company will obtain ownership by the end of the lease term, the asset is depreciated over the shorter of the estimated useful life of the asset and the lease term.

Operating lease payments are recognised as an expense in the statement of profit and loss on a straight-line basis over the lease term, unless the payments are structured to increase in line with expected general inflation to compensate for the expected inflationary cost increase.

**Company as a lessor:**

Leases in which the company does not transfer substantially all the risks and rewards of ownership of an asset are classified as operating leases. Rental income from operating lease is recognised on a straight-line basis over the term of the relevant lease unless the payments to the lessor are structured to increase in line with expected general inflation to compensate for the lessor's expected inflationary cost increases or another systematic basis is available. Initial direct costs incurred in negotiating and arranging an operating lease are added to the carrying amount of the leased asset and recognised over the lease term on the same basis as rental income. Contingent rents are recognised as revenue in the period in which they are earned.

Leases are classified as finance leases when substantially all of the risks and rewards of ownership transfer from the company to the lessee. Amounts due from lessees under finance leases are recorded as receivables at the company's net investment in the leases. Finance lease income is allocated to accounting periods to reflect a constant periodic rate of return on the net investment outstanding in respect of the lease.

**e) Fair Value Measurement**

The Company measures financial instruments, such as Derivatives, at fair value at each balance sheet date. Fair value is the price that would be received to sell an asset or paid to transfer a liability in an orderly transaction between market participants at the measurement date. The fair value measurement is based on the presumption that the transaction to sell the asset or transfer the liability takes place either:

- In the principal market for the asset or liability, or
- In the absence of the principal market, in the most advantageous market for the asset or liability.



The principal or the most advantageous market must be accessible by the company. The fair value of asset or a liability is measured using the assumptions that market participants would use when pricing the asset or liability, assuming that market participants act in their economic best interest.

A fair value measurement of a non-financial asset takes into account a market participant's ability to generate economic benefits by using the asset in its highest and best use or by selling it to another market participant that would use the asset in its highest and best use.

The Company uses valuation techniques that are appropriate in the circumstances and for which sufficient data are available to measure fair value, maximising the use of relevant observable inputs and minimising the use of unobservable inputs.

All assets and liabilities for which fair value is measured or disclosed in the financial statements are categorised within the fair value hierarchy, described as follows, based on the lowest level input that is significant to the fair value measurement as a whole:

- Level 1 – Quoted (unadjusted) market prices in active markets for identical assets or liabilities
- Level 2 – Valuation techniques for which the lowest level input that is significant to the fair value measurement is directly or indirectly observable
- Level 3 – Valuation techniques for which the lowest level input that is significant to the fair value measurement is unobservable.

External Valuers are involved for valuation of significant assets such as certain items or property, plant and equipment. For the purpose of fair value disclosure, the Company has determined classes of assets and liabilities on the basis of the nature, characteristics and risks of the asset or liability and the level of the fair value hierarchy as explained above.

**f) Cash and cash equivalents:**

Cash and cash equivalents include cash in hand, demand deposits with bank and other short-term (three months or less from the date of acquisition), highly liquid investments that are readily convertible into cash and which are subject to an insignificant risk of changes in value.

**g) Offsetting financial instruments:**

Financial assets and liabilities are offset and the net amount is reported in the Balance Sheet where there is a legally enforceable right to offset the recognised amounts and there is an intention to settle on a net basis or realise the asset and settle the liability simultaneously. The legally enforceable right must not be contingent on future events and must be enforceable in the normal course of business and in the event of default, insolvency or bankruptcy of the Company or the counterparty.

**h) Borrowings:**

Borrowings are initially recognised at fair value, net of transaction costs incurred. Borrowings are subsequently measured at amortised cost. Any difference between the proceeds (net of transaction costs) and the redemption amount is recognised in profit or loss over the period of the borrowings using the effective interest method. Fees paid on the establishment of loan facilities are recognised as transaction costs of the loan to the extent that it is probable that some or all of the facility will be drawn down.

Borrowings are removed from the Balance Sheet when the obligation specified in the contract is discharged, cancelled or expired. The difference between the carrying amount of a financial liability that has been extinguished or transferred to another party and the consideration paid, including any non-cash assets transferred or liabilities assumed, is recognised in profit or loss as other income | (expense). Borrowings are classified as current liabilities unless the Company has an unconditional right to defer settlement of the liability for at least 12 months after the reporting period.



**i) Borrowing costs:**

General and specific borrowing costs that are directly attributable to the acquisition, construction or production of a qualifying asset are capitalised during the period of time that is required to complete and prepare the asset for its intended use or sale. Qualifying assets are assets that necessarily take a substantial period of time to get ready for their intended use or sale. Investment income earned on the temporary investment of specific borrowings pending their expenditure on qualifying assets is deducted from the borrowing costs eligible for capitalisation. Other borrowing costs are expensed in the period in which they are incurred.

**j) Provisions and contingent liabilities:**

Provisions are recognised when the Company has a present legal or constructive obligation as a result of past events, it is probable that an outflow of resources will be required to settle the obligation and the amount can be reliably estimated. These are reviewed at each year end and reflect the best current estimate. Provisions are not recognised for future operating losses.

Where there are a number of similar obligations, the likelihood that an outflow will be required in settlement is determined by considering the class of obligations as a whole. A provision is recognised even if the likelihood of an outflow with respect to any one item included in the same class of obligations may be small.

Provisions are measured at the present value of best estimate of the Management of the expenditure required to settle the present obligation at the end of the reporting period. The discount rate used to determine the present value is a pre-tax rate that reflects current market assessments of the time value of money and the risks specific to the liability. The increase in the provision due to the passage of time is recognised as interest expense.

Contingent liabilities are disclosed when there is a possible obligation arising from past events, the existence of which will be confirmed only by the occurrence or non-occurrence of one or more uncertain future events not wholly within the control of the Company or a present obligation that arises from past events where it is either not probable that an outflow of resources will be required to settle the obligation or a reliable estimate of the amount cannot be made.

**k) Earnings per share:**

**Earnings per share (EPS)** are calculated by dividing the net profit or loss for the period attributable to Equity Shareholders by the weighted average number of Equity shares outstanding during the period. Earnings considered in ascertaining the EPS is the net profit for the period and any attributable tax thereto for the period. The treasury shares are not considered as outstanding equity shares for computing EPS.


**l) Foreign Currency Transactions**

Foreign Currency Transactions are recorded at the exchange rates prevailing on the date of the transaction.

Monetary items denominated in Foreign Currency are reported at the exchange rate prevailing on the balance sheet date. Exchange differences relating to long term monetary items are dealt with in the following manner:

- Exchange differences relating to long term monetary items, arising during the period, in so far as those relate to the acquisition of a depreciable capital asset are added to / deducted from the cost of the asset and depreciated over the balance life of the asset
- In other cases, such differences are accumulated in the "Foreign Currency Monetary Translation Difference Account" and amortised to the statement of profit and loss over the balance life of the long term monetary item.

All other exchange differences are dealt with in profit or loss.



**ALOK SINGAPORE PTE LIMITED**

NOTE:2

**Statement of Changes in Equity for the year ended 31 March 2020**

A) EQUITY SHARE CAPITAL	As At 31-Mar-20		As At 31-Mar-19	
	INR	USD	INR	USD
Balance at the beginning of the reporting year	49.00	1.00	49.00	1.00
Changes in Equity Share Capital during the year				
Balance at the end of the reporting year	49.00	1.00	49.00	1.00

B) OTHER EQUITY Retained Earnings	As At 31-Mar-20		As At 31-Mar-19	
	INR	USD	INR	USD
Balance as at 31st March, 2019	(1,293,017,457.00)	(18,692,975.00)	(1,195,458,197.00)	(18,379,194.00)
Addition/Reduction during the Year	(149,673,932.00)	(444,443.12)	(97,559,260.00)	(313,781.00)
Balance as of March 31, 2020	(1,442,691,389.00)	(19,137,418.12)	(1,293,017,457.00)	(18,692,975.00)



ALOK SINGAPORE PTE. LTD

NOTES TO FINANCIAL STATEMENTS FOR THE YEAR ENDED 31 MARCH 2020

Particulars	01-APR-2019 TO 31-MAR- 2020	01-APR-2019 TO 31-MAR- 2020	01-APR-2018 TO 31-MAR- 2019	01-APR-2018 TO 31-MAR- 2019
	INR	USD	INR	USD
<b>3 TRADE RECEIVABLES (Unsecured)</b>				
Trade balances due from:				
Holding company	-	-	-	-
Related party	-	-	-	-
Third parties	25,031,449	332,044	22,967,926	332,045
	<u>25,031,449</u>	<u>332,044</u>	<u>22,967,926</u>	<u>332,045</u>
Less :- Provision for Doubtful Debts	(23,001,944)	(332,045)	(22,967,926)	(332,045)
	<u>2,029,505</u>	<u>-0</u>	<u>-</u>	<u>-</u>
Other receivables	-	-	-	-
Deposits	-	-	-	-
Prepayments	-	-	-	-
Advance payment to holding company	1,515,954,724	20,423,042	1,390,983,712	20,423,042
Less :- Provision for Doubtful Debts	(1,460,373,773)	(19,658,834)	(1,338,122,500)	(19,658,834)
	<u>57,610,456</u>	<u>764,206</u>	<u>52,861,213</u>	<u>764,207</u>
<b>4 CASH AND BANK BALANCES</b>				
Balance with banks				
In current account	77,788,752	1,031,874	101,592,946	1,468,716
Less: Restricted cash	-	-	-	-
	<u>77,788,752</u>	<u>1,031,874</u>	<u>101,592,946</u>	<u>1,468,716</u>
<b>5 SHARE CAPITAL</b>				
<b>Authorised :</b>				
1 Equity share of USD 1 each	49	1	49	1
<b>Issued, subscribed and fully paid up:</b>				
1 Equity share of USD 1 each	49	1	49	1
	<u>49</u>	<u>1</u>	<u>49</u>	<u>1</u>
<b>NOTES :</b>				
a) The Company has been incorporated as a wholly owned subsidiary of Alok Industries Limited and there has been no change in the share capital since incorporation.				
<b>b) Terms/rights attached to equity shares</b>				
The Company has only one class of equity shares having a par value of USD 1 per share. Each holder of equity share is entitled to one vote per share. The shareholders are entitled for dividend in USD as and when recommended by the Board of Directors and approved by the shareholders at the Annual General Meeting.				
In the event of liquidation of the Company, the holders of equity shares will be entitled to receive remaining assets of the Company, after distribution of all				
<b>6 OTHER EQUITY</b>				
<b>(Deficit) / Surplus in the Statement of Profit and Loss</b>				
Balance at the beginning of the period	(1,293,017,457)	(18,692,975)	(1,195,458,197)	(18,379,194)
(Loss) / profit for the period	(149,673,932)	(444,443)	(97,559,260)	(313,781)
	<u>(1,442,691,389)</u>	<u>(19,137,418)</u>	<u>(1,293,017,457)</u>	<u>(18,692,975)</u>
<b>7 OTHER CURRENT LIABILITIES</b>				
Current Maturities of Long Term Borrowings	-	-	-	-
Other Payables				
- Others	1,495,259,363	19,834,735	1,371,994,418	19,834,735
- Related parties	-	-	-	-
- Creditors for services	1,511,173	20,046	911,316	13,175
Advance from customers				
- Related parties	81,320,010	1,078,716	74,565,833	1,077,988
	<u>1,578,090,546</u>	<u>20,933,497</u>	<u>1,447,471,567</u>	<u>20,925,898</u>



**8 REVENUE FROM OPERATIONS**

Sale of traded goods				
Sales	-	-	-	-
Less : Purchase of traded goods	-	-	-	-
	<hr/>	<hr/>	<hr/>	<hr/>

Sale of service				
Expost Sales Commission from holding company	-	-	-	-
Service charges	-	-	-	-
	<hr/>	<hr/>	<hr/>	<hr/>

**9 OTHER INCOME**

Other Misc. Receipts	-	-	-	-
	<hr/>	<hr/>	<hr/>	<hr/>

**10 FINANCE COSTS**

Interest expense	-	-	-	-
Others	-	-	-	-
	<hr/>	<hr/>	<hr/>	<hr/>

**11 OTHER EXPENSES**

Legal and professional fees	31,512,791	444,599	-	-
Auditors remuneration				
- Audit fees	-	-	-	-
- Taxation matter	-	-	-	-
Provision For doubtful debts	-	-	21,929,814	313,781
Miscellaneous expenses (includes bank charges, rounding off difference etc.)	-11,270.00	-156.20	-	-
	<hr/>	<hr/>	<hr/>	<hr/>
	<b>31,501,521</b>	<b>444,443</b>	<b>21,929,814</b>	<b>313,781</b>





**12 IMPACT OF COVID - 19**

The outbreak of Coronavirus (COVID -19) pandemic globally and in India is causing significant disturbance and slowdown of economic activity. In many countries, businesses are being forced to cease or limit their operations for long or indefinite periods of time. Measures taken to contain the spread of the virus, including travel bans, quarantines, social distancing, and closures of non-essential services have triggered significant disruptions to businesses worldwide resulting in an economic slowdown.

COVID19 is significantly impacting business operation of the companies, by way of interruption in production, supply chain disruption, unavailability of personnel, closure / lock down of production facilities etc.

The company has evaluated impact of COVID -19 on its business operations and based on its review there is no significant impact on its financial statements.

**13 RELATED PARTY DISCLOSURES**

As per Accounting Standard AS (AS) 18 "Related Party Disclosures", Company's related parties disclosed as below:

**I Names of related party and nature of relationship**

Alok Industries Limited - Holding Company  
Alok International Inc. - Fellow Subsidiary  
Grabal Alok (UK) Ltd. - Fellow Subsidiary

**II Transactions with Related parties**

Transactions			Amount (INR)	Amount (USD)
<b>Holding Company -- Alok Industries Limited</b>				
<b>Equity Share Capital -- Alok Industries Limited</b>				
Balance as at 01 April	49	1	49	1
Subscribed during the period	-	-	-	-
Balance as at 31 March	49	1	49	1
<b>Advance to Holding Company</b>				
Balance as at 31 March	55,580,951	764,208	52,861,212	764,208
<b>Advance from Holding Company</b>				
Balance as at 31 March			-	-
<b>Trade Receivable</b>				
Balance as at 31 March			-	-
Export Sales Commission			-	-
Purchases of Traded Goods			-	-
<b>Fellow Subsidiary Company -- Alok International Inc.</b>				
<b>Advance from Customer</b>				
Balance as at 31 March	17,241,995	228,716	15,770,228	227,988
<b>Sales of Traded Goods</b>				
			-	-
<b>Fellow Subsidiary Company -- Grabal Alok (UK) Limited</b>				
<b>Other current liabilities</b>				
Balance as at 31 March	64,078,015	850,000	58,795,605	850,000

14 Export Sales Commission represent income received/acrued towards reimbursement of marketing and other expenses incurred for Alok Industries Limited, the holding Company, in terms of the agreement with Alok Industries Limited which are reimbursed by Alok Industries Limited with a mark-up of 5% as per the agreement entered in to between both companies.

**15 EARNINGS PER SHARE**

Particulars	2019-20 (INR)	2019-20 (USD)	2018-19 (INR)	2018-19 (USD)
Net (loss) / profit for the period	-31,501,521	(444,443)	-21,929,814	(313,781)
Weighted average number of equity shares	1	1	1	1
Nominal Value of equity share	1	1	1	1
Basic and Diluted Earnings per share	-31,501,521	(444,443)	-21,929,814	(313,781)



## 16 CAPITAL MANAGEMENT

For the purpose of the Company's capital management, equity includes issued equity capital, convertible preference shares, share premium and all other equity reserves attributable to the equity holders of the Company. The primary objective of the Company's capital management is to maximize the shareholder value. The Company's Capital Management objectives are to maintain equity including all reserves to protect economic viability and to finance any growth opportunities that may be available in future so as to maximize shareholders' value. The Company is monitoring capital using debt equity ratio as its base, which is debt to equity. The company's policy is to keep debt equity ratio below three and infuse capital if and when required through issue of new shares and/or better operational results and efficient working capital management.

In order to achieve the aforesaid objectives, the Company has not sanctioned any major capex on new expansion projects in last two to three years. However, modernization, upgradation and marginal expansions have been continued to remain competitive and improve product quality through efficient machinery. There is constant endeavour to reduce debt as much as feasible and practical by improving operational and working capital management.

Particulars	31-Mar-20		31-Mar-19	
	INR	USD	INR	USD
Debt (A)	-	-	-	-
Equity (B)	49	1	49	1
Debt / Equity Ratio (A / B)	-	-	-	-

## 17 FINANCIAL RISK MANAGEMENT FRAMEWORK

The Company's principal financial liabilities, other than derivatives, comprise loans and borrowings, trade and other payables. The Company's principal financial assets include loans, trade and other receivables and cash and cash equivalents that derive directly from its operations. The Company also holds FVTOCI investments and enters into derivative transactions.

The Company is exposed to market risk, credit risk and liquidity risk. The Company's senior management oversees the management of these risks. The Company's senior management provides assurance that the Company's financial risk activities are governed by appropriate policies and procedures and that financial risks are identified, measured and managed in accordance with the company's policies and risk objectives. All derivative activities for risk management purposes are carried out by teams that have the appropriate skills, experience and supervision. The Board of Directors reviews and agrees policies for managing each of these risks, which are summarised below.

### A Credit Risk:

Credit risk is the risk that counter party will not meet its obligation under a financial instrument or customer contract leading to a financial loss. The Company expose to credit risk mainly from trade receivables and other financial assets.

### B Market Risk:

Market risk is the risk that the fair value of future cash flows of a financial instrument will fluctuate because of changes in market prices. Market risk comprises of three types of risks - interest rate risk, currency risk and other price risk in a fluctuating market environment. Financial instrument affected by market risks includes loans and borrowings, deposits, FVTOCI Investments, derivatives and other financial assets.

#### i) Currency Risk

This is the risk that the Company may suffer losses as a result of adverse exchange rate movement during the relevant period. As a policy, Company is covering all foreign exchange risk on account of import and loans so that Company may not be put to any loss situation due to adverse fluctuations in currency rates. There is periodical review of foreign exchange transactions and hedging by the Company's executives.

#### Foreign Currency Sensitivity

The following tables demonstrate the sensitivity to a reasonably possible change in USD and EUR exchange rates, with all other variables held constant. The impact on the Company's profit before tax is due to changes in the fair value of monetary assets and liabilities including non-designated foreign currency derivatives. The Company's exposure to foreign currency changes for all other currencies is not material.

Particulars	Currency	Change in rate	Effect on profit	Change in rate	Effect on profit
31-Mar-20	Euro	0.05	0.00	-0.05	0.00
	GBP	0.05	0.00	-0.05	0.00
31-Mar-19	Euro	0.05	0.05	-0.05	-0.05
	GBP	0.05	0.06	-0.05	-0.06

In management's opinion, the sensitivity analysis is unrepresentative of the inherent foreign exchange risk because the exposure at the end of the reporting period does not reflect the exposure during the year.

#### ii) Interest rate risk

The Company does not bear any interest rate risk as the company does not have any interest bearing loans.

#### iii) Equity Price Risk

The Company is exposed to equity price risks arising from equity investments. Equity investments are held for strategic rather than trading purposes. The Company does not actively trade these investments. Profit for the year ended 31 March 2017 and 31 March 2016 would have been unaffected as the equity investments are FVTOCI and no investments were disposed of or impaired.

#### i) Liquidity risk management

The Company manages liquidity risk by continuously monitoring forecast and actual cash flows on daily, monthly and yearly basis. The Company ensures that there is a free credit limit available at the start of the year which is sufficient for repayments getting due in the ensuing year. Loan arrangements, credit limits with various banks including working capital and monitoring of operational and working capital issues are always kept in mind for better liquidity management.


#### ii) Maturities of financial liabilities

The following tables detail the Company's remaining contractual maturity for its non-derivative financial liabilities with agreed repayment periods. The amount disclosed in the tables have been drawn up based on the undiscounted cash flows of financial liabilities based on the earliest date on which the Company can be required to pay. To the extent that interest flows are floating rate, the undiscounted amount is derived from interest rate curves at the end of the reporting period. The contractual maturity is based on the earliest date on which the Company may be required to pay.

31-Mar-20	Currency	On Demand	Currency	On Demand
(a) Non Derivative financial instruments Short term borrowings	USD	-	USD	-
	INR	-	INR	-
Other Payables	USD	19,854,781	USD	19,847,909
	INR	1,496,770,538	INR	1,372,905,734
(b) Derivative financial instruments Foreign exchange forward contracts				
31-Mar-19	Currency	On Demand	Currency	On Demand
(a) Non Derivative financial instruments Short term borrowings	USD	-	USD	-
	INR	-	INR	-
Other Payables	USD	19,847,909	USD	19,847,909
	INR	1,372,905,734	INR	1,290,989,440
(b) Derivative financial instruments Foreign exchange forward contracts				

#### iii) Financing arrangements

The Company does not have any financing



18 FAIR VALUE MEASUREMENT

Set out below, is a comparison by class of the carrying amounts and fair value of the Company's financial instruments that are recognised in the financial statements.

Sr. No.	Particulars	Currency	Carrying value		Fair value	
			31-Mar-20	31-Mar-19	31-Mar-20	31-Mar-19
(a)	Financial Asset Carried at amortised cost					
		(i)	Trade Receivables	USD 764,206 INR 57,610,456	1,077,988 74,565,862	764,206 57,610,456
(iii)	Cash and Cash Equivalent	USD	1,031,874	1,468,716	1,031,874	1,468,716
		INR	77,788,752	101,592,946	77,788,752	101,592,946
(a)	Financial Liabilities Carried at amortised cost					
		(i)	Borrowings	USD - INR -	- -	- -
(iii)	Other Payables	USD	19,854,781	19,847,909	19,854,781	19,847,909
		INR	1,496,770,538	1,372,905,734	1,496,770,538	1,372,905,734

The Company maintains policies and procedures to value financial assets or financial liabilities using the best and most relevant data available. In addition, the Company internally reviews valuations, including independent price validation for certain instruments. Further, in other instances, Company retains independent pricing vendors to assist in corroborating the valuations of certain instruments.

The fair value of the financial assets and liabilities are included at the amount at which the instrument that would be received to sell an asset or paid to transfer liability in an orderly transaction between market participants at the measurement date.

The following methods and assumptions were used to estimate the fair values:

- Fair value of security deposits have been estimated using a DCF model. The valuation requires management to make certain assumptions about interest rates, maturity period, credit risk, forecasted cash flows.
- Long-term fixed-rate and variable-rate receivables/borrowings are evaluated by the company based on parameters such as interest rates, individual creditworthiness of the customer and the risk characteristics of the financed project. Based on this evaluation, allowances are taken into account for the expected credit losses of these receivables. As of reporting date the carrying amounts of such receivables, net of allowances are not materially different from their calculated fair values.
- Carrying value of loans from banks, other noncurrent borrowings and other financial liabilities is estimated by discounting future cash flows using rates currently available for debt on similar terms, credit risk and remaining maturities. The own non-performance risk as at reporting date was assessed to be insignificant.

Fair value hierarchy

The following table provides the fair value measurement hierarchy of Company's assets and liabilities grouped into Level 1 to Level 3 as described in significant accounting policies - Note 2. Further table describes the valuation techniques used, key inputs to valuations and quantitative information about significant unobservable inputs for fair value measurements.

Quantitative disclosures fair value measurement hierarchy for assets as at 31 March 2020:

Sr.	Particulars	Currency	Fair Value Measurement			Valuation	Inputs used
			Level 1	Level 2	Level 3		
(a)	Assets and liabilities for which fair Financial assets measured at amortised						
		(i)	Trade Receivables	USD -	764,206 57,610,456	-	Discounted cash flows
(b)	Financial liability measured at						
		(i)	Borrowings	USD -	-	-	Discounted cash flows
(ii)	Other Payables	USD	-	19,854,781	-		
		INR	-	1,496,770,538	-		

Quantitative disclosures fair value measurement hierarchy for assets as at 31 March 2019:

Sr.	Particulars	Currency	Fair Value Measurement			Valuation	Inputs used
			Level 1	Level 2	Level 3		
(a)	Assets and liabilities for which fair Financial assets measured at amortised						
		(i)	Trade Receivables	USD -	1,077,988 74,565,862	-	Discounted cash flows
(b)	Financial liability measured at						
		(i)	Borrowings	USD -	-	-	Discounted cash flows
(ii)	Other Payables	USD	-	19,847,909	-		
		INR	-	1,372,905,734	-		

During the year ended 31 March 2019 there were no transfers between level 1 and level 2 fair value measurements and no transfers into and out of level 3 fair value measurement.

The management assessed that cash and cash equivalents, trade receivables, trade payables, cash credit and all other current financial assets and liabilities approximates their carrying amounts largely due to the short-term maturities of these instruments

The fair value of the financial assets and liabilities are included at the amount at which the instrument could be exchanged in a current transaction between willing parties, other than in a forced or liquidation sale. The following methods and assumptions were used to estimate the fair values:


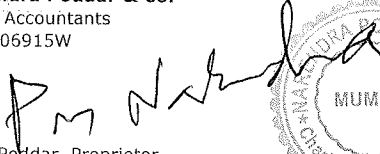
- Receivables are evaluated by the company based on parameters such as interest rates and individual credit worthiness of the customer. Based on this evaluation, allowances are taken into account for the expected credit losses of these receivables.
- The fair value of loans from banks and other financial liabilities, security deposit, as well as other financial liabilities is estimated by discounting future cash flows using rates currently available for debt on similar terms, credit risk and remaining maturities.
- The fair values of the unquoted equity instruments have been estimated using a net adjusted fair value method. The valuation requires management to make certain assumptions about the assets, liabilities, investments of Investee Company. The probabilities of the various assumptions can be reasonably assessed and are used in management's estimate of fair value for these unquoted equity investments based on the best information available to the Company.
- The fair values of quoted equity instruments are derived from quoted market prices in active markets.
- The Company enters into foreign exchange forward contracts are valued using valuation techniques, which employs the use of market observable inputs.
- The fair value of floating rate borrowings are determined by using DCF method using discount rate that reflects the Issuer's borrowing rate at the end of the reporting period. The own non-performance risk as at 31 March 2018 was assessed to be insignificant.



- 19 All transactions reflected in these financial statements are in foreign currency i.e. other than Indian Rupees.
- 20 In the present financial statements, the financial instruments which are getting eliminated in consolidated financial statements are not valued at fair value as per Indian Accounting Standards (IND AS). Also, the Corporate Guarantee issued by the Parent Company i.e. Alok Industries Limited is not valued at fair value as it would be eliminated in the consolidated financial statements.
- 21 This Company is a Foreign Company and Subsidiary of an Indian Company. Hence there was no dealing in Indian Currency.
- 22 The information contained in the financial statements for the year ended 31 March 2020, disclosed in US dollar is extracted from the books of accounts locally maintained and converted into Indian Rupees as disclosed under basis of preparation stated above. The amounts in Balance Sheet, Statement of Profit and Loss and cash flow statement are rounded off to the nearest Rupee / USD. Previous year 's figures have been regrouped / reclassified wherever necessary to correspond with the current year's classification / disclosure.


Signatures to Notes 1 to 22

As per our report of even date  
**For Narendra Poddar & Co.**  
Chartered Accountants  
FRN No. 106915W



Narendra Poddar, Proprietor  
Membership No. 41256  
Mumbai, 24 July 2020

For and on behalf of the Board



Director  
DIN:



Director  
DIN: