



NBS & CO. **Chartered Accountants**

14/2, Western India House, Sir P. M. Road, Fort, Mumbai - 400 001.

Tel. : (91-22) 2287 0588 / 0939 / 4140, 2288 5229 • Fax : (91-22) 2288 4910

E-mail : admin@nbsandco.in Web : www.nbsandco.in

Independent Auditor's Report

To the Members of

Alok Infrastructure Limited.

Report on the Financial Statements

We have audited the accompanying financial statements of, **Alok Infrastructure Limited** which comprise the Balance Sheet as at 31st March 2015, the Statement of Profit and Loss for the period 1st October 2013 to 31st March 2015 and the Cash Flow Statement for the period then ended, and a summary of the significant accounting policies and other explanatory information.

Management's Responsibility for the Financial Statements

The Company's Management is responsible for the preparation of these financial statements that give a true and fair view of the financial position, financial performance of the Company in accordance with the Accounting Standards notified under the Companies Act, 1956("the Act")(which continue to be applicable in respect of Section 133 of the Companies Act, 2013 in terms of General Circular 15/2013 dated 13 September 2013 of Ministry of Corporate Affairs) and in accordance with the accounting principal generally accepted in India . This responsibility includes the design, implementation and maintenance of internal control relevant to the preparation and presentation of the financial statements that give a true and fair view and are free from material misstatement, whether due to fraud or error.

Auditors' Responsibility

Our responsibility is to express an opinion on these financial statements based on our audit. We conducted our audit in accordance with the Standards on Auditing issued by the Institute of Chartered Accountants of India. Those Standards require that we comply with the ethical requirements and plan and perform the audit to obtain reasonable assurance about whether the financial statements are free from material misstatement.

An audit involves performing procedures to obtain audit evidence about the amounts and the disclosures in the financial statements. The procedures selected depend on the auditor's judgment, including the assessment of the risks of material misstatement of the financial statements, whether due to fraud or error. In making those risk assessments, the auditor considers the internal control relevant to the Company's preparation and fair presentation of the financial statements in order to design audit procedures that are appropriate in the circumstances. An audit also includes evaluating the appropriateness of accounting policies used and the reasonableness of the accounting estimates made by the Management, as well as evaluating the overall presentation of the financial statements.

We believe that the audit evidence we have obtained is sufficient and appropriate to provide a basis for our audit opinion.

Opinion

In our opinion and to the best of our information and according to the explanations given to us, the financial statements give the information required by the Act in the manner so required and give a true and fair view in conformity with the accounting principles generally accepted in India:

- (a) In the case of the Balance Sheet, of the state of affairs of the Company as at 31st March, 2015;
- (b) In the case of Statement of Profit and Loss of the Loss for the period 1st October 2013 to 31st March 2015; and
- (c) In the case of Cash Flow Statement, of the cash flows for the year ended on that date


Report on Other Legal and Regulatory Requirements

1. As required by the Companies (Auditor's Report) Order, 2003("the Order") issued by the Central Government of India in terms of sub-section (4A) of section 227 of the Act, we give in the Annexure a statement on the matters specified in paragraphs 4 and 5 of the Order.
2. As required by Section 227(3) of the Act, we report that:
 - (a) We have obtained all the information and explanations which to the best of our knowledge and belief were necessary for the purposes of our audit.
 - (b) In our opinion, proper books of account as required by law have been kept by the Company so far as it appears from our examination of those books.
 - (c) The Balance Sheet, Statement of Profit and Loss, dealt with by this Report are in agreement with the books of account.
 - (d) In our opinion, the Balance Sheet, Statement of Profit and Loss comply with the Accounting Standards notified under the Act (which continue to be applicable in respect of Section 133 of the Companies Act, 2013 in terms of General Circular 15/2013 dated 13 September 2013 of Ministry of Corporate Affairs).
 - (e) On the basis of the written representations received from the directors as on 31st March 2015 taken on record by the Board of Directors, none of the directors is disqualified as on 31st March 2015 from being appointed as a director in terms of clause (g) sub-section (1) of section 274 of the Act.

For NBS & Co.
Chartered Accountants
Firm Registration No: 110100W



Devdas Bhat
Partner
M.No: 048094



Place: Mumbai

Date: 27th May 2015



NBS & CO.

Chartered Accountants

14/2, Western India House, Sir P. M. Road, Fort, Mumbai - 400 001.

Tel. : (91-22) 2287 0588 / 0939 / 4140, 2288 5229 • Fax : (91-22) 2288 4910

E-mail : admin@nbsandco.in Web : www.nbsandco.in

Annexure to the Auditor's Report

Annexure referred to in paragraph of our report of even date to the members of the **Alok Infrastructure Limited** on the financial statements for the year ended **March 31, 2015**.

- (i) (a) The company is maintaining proper records showing full particulars including quantitative details and situation of fixed assets.
- (b) As explained to us, fixed assets have been physically verified by the management at reasonable intervals during the year and no material discrepancies were noticed on such verification.
- (c) The Company has not disposed off substantial part of its fixed assets during the year.
- (ii) (a) The Company is engaged into Real Estate Project and retail. The records of materials, stores and finished goods are properly maintained and which have been verified by the management during the year at reasonable intervals.
- (b) In our opinion and according to information & explanation given to us, the procedures of physical verification of stock followed by the management are reasonable and adequate in relation to the size of the company and nature of its business.
- (c) There were no material discrepancies noticed between the physical stocks and book stocks.
- (iii) (a) According to the information and explanations given to us, the Company has Granted unsecured loans to one company covered in the register maintained under section 301 of the Act of which an amount of Rs.154.24 core (Previous year Rs. 1.84 crores) is outstanding as on 31st March 2015.
- (b) As per the information and explanation given to us, the loan given by the company does not carry any interest and repayable on demand. The terms and conditions of loan given by the company are not prima facie prejudicial to the interest of the company.
- (c) As per the information and explanation given to us, the loans given by the company are repayable on demand. Hence clause iii (d) is not applicable to the company.
- (e) According to the information and explanations given to us, the Company has taken Unsecured loan from the companies covered in the register maintained under section 301 of the Act of which an amount of Rs 1655.38 crores (Previous year Rs.1668.39) is outstanding as on 31st March 2015.
- (f) As per the information and explanation given to us, the loan taken by the company does not carry any interest and other terms and conditions of loan given by the company are not prima facie prejudicial to the interest of the company
- (g) As per the information and explanation given to us this loan is repayable on demand and it's not overdue. Hence clause iii (g) is not applicable to the company.

- (iv) In our opinion and according to the information and explanations given to us, there is generally adequate internal control system and procedures commensurate with the size of the company and the nature of its business with regard to purchase of inventory and fixed assets and for the sale of goods and services. Further on the basis of our examination, and according to the information & explanation given to us we have neither come across nor have been informed of any instance of major weaknesses in the aforesaid internal control system and procedure.
- (v) (a) According to the information and explanations given to us by the management, the company has entered into construction contracts with the parties covered under section 301 of the Act and same has been entered in the register required to be maintained under this section.
- (b) According to the information and explanation given to us we are of the opinion that the transactions made in pursuance of such contracts have been made at prices which are reasonable having regard to the prevailing market prices at the relevant time.
- (vi) In our opinion and according to the information and explanations given to us, the company has not accepted any deposit from the public in accordance with the provisions of Sections 58A and 58AA of the Companies Act, 1956.
- (vii) We are informed that there exists an internal check of the transactions of the company.
- (viii) We are informed that the Central Government has not prescribed maintenance of Cost records under Section 209 (1) (d) of the Companies Act, 1956.
- (ix) (a) According to records of the Company, the Company is not regular in depositing with the appropriate authorities undisputed statutory dues including Provident Fund, income tax, wealth tax, sales tax, customs duty, service tax and excise duty, cess & other material statutory dues applicable to it. According to the information and explanations given to us, no undisputed amounts payable in respect of income tax, wealth tax, sales tax, customs duty, service tax and excise duty were outstanding, as at 31st March 2015 for a period of more than six months from the date they became payable except as mentioned below.

Particulars	Amount (Rupees In crores)
Service Tax	2.24
Value Added Tax	4.78
Tax Deducted at Source	0.77
Central Sales Tax	0.005

- (b) According to the information & explanation given to us, there are no dues in respect of sale tax, income-tax, customs duty, service tax, wealth-tax, excise duty and cess that have not been deposited on account of any disputes.
- (x) The company has accumulated loss of Rs 253.83 crores at the end of the financial year and it is in excess of fifty percent of its net worth. The company has incurred cash loss of Rs.59.36 Crores during the financial year and Rs.56.55 crores in the immediately preceding financial year.
- (xi) According to the information and explanation given to us, the company has not defaulted in repayment of dues to a financial institution and bank.

NBS & CO.

Chartered Accountants


- (xii) According to the information and explanation given to us, the company has not granted any loans and advances on the basis of security by way of pledge of shares, debentures and other securities.
- (xiii) In our opinion, the company is not a Chit Fund or a Nidhi / mutual benefit fund/society. Therefore, the provisions of clause 4(xiii) of the Companies (Auditor's Report) Order, 2003 are not applicable to the company.
- (xiv) The company is not dealing in or trading in shares, securities, debentures and other investments. Accordingly, the provision of clause 4(xiv) of the Companies (Auditor's Report) Order 2003 is not applicable to the company.
- (xv) According to the information and explanation given to us the company has given corporate guarantee for Term Loans taken by Alok Industries Ltd (holding company) of Rs 600 crores. As explained by the management, no default has committed by the borrower during the financial year under audit. Hence as on the date of balance sheet the terms and conditions are not prejudicial to the interest of the company.
- (xvi) On basis of records examined by us, and relying on the information compiled by the Company for co relating the funds raised to the end use of term loans, we have to state that the company has, prima facie applied the term loans for the purpose for which they were obtained.
- (xvii) According to the information & explanation given to us and on overall examination of the Balance Sheet of the company and after placing reliance on the reasonable assumptions made by the Company for classification of Long Term & Short Term usages of the funds, we report that no funds raised on short-term basis have been utilized for long-term investment.
- (xviii) According to the information & explanation given to us, during the year the company has not made any preferential allotment of shares to parties and companies covered in the register maintained under section 301 of the Act.
- (xix) During the year company has issued the secured debentures and these debentures are secured against the immovable property of the company.
- (xx) The Company has not raised any money by public issue, during the year.
- (xxi) In our opinion and according to the information & explanation given to us, no fraud on or by the company has been noticed or reported during the year, that cause the financial statements to be materially misstated.

Place: Mumbai
Date: 27th May 2015

For NBS & Co.
Chartered Accountants
Firm No 110100W



Devdas Bhat
Partner
Membership No. : 048094.



ALOK INFRASTRUCTURE LIMITED
BALANCE SHEET AS AT 31-MARCH-2015

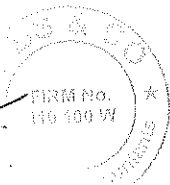
Particulars	NOTE NO.	As At 31-March-2015	As At 30-Sep-13
I EQUITY AND LIABILITIES			
(1) Shareholders' funds			
(a) Share capital	3	500,000	500,000
(b) Reserves and surplus	4	(1,766,421,178)	(1,114,669,498)
		(1,765,921,178)	(1,114,169,498)
(2) Share application money pending allotment		-	-
(3) Non-current liabilities			
(a) Long-term borrowings	5	16,553,760,111	16,781,705,986
(b) Deferred tax liabilities (Net)	6	-	-
(c) Long term provisions	7	524,078	1,615,704
(d) Other Non Current Liabilities	8	10,766,570	16,067,428
		16,565,050,760	16,799,389,118
(4) Current Liabilities			
(a) Short-term borrowings	9	277,659,813	475,902,327
(b) Trade payables	10	260,965,814	599,734,023
(c) Other current liabilities	11	301,889,577	3,676,023,736
(d) Short-term provisions	12	8,549,473	8,611,326
		849,064,677	4,760,271,412
TOTAL		15,648,194,258	20,445,491,032
II ASSETS			
(1) Non-current assets			
(a) Fixed assets			
(i) Tangible assets	13	8,641,426,429	8,626,849,294
(ii) Capital work-in-progress	13	193,264,631	193,264,631
(b) Non-current investments	14	860,650,000	1,635,974,969
(c) Long-term loans and advances	15	218,815,876	1,062,387,623
(d) Deferred tax Asset (Net)	6	85,210,040	85,210,040
		9,999,366,976	11,603,686,557
(2) Current Assets			
(a) Inventories	16	2,773,735,958	5,128,758,575
(b) Trade receivables	17	84,657,865	627,000,891
(c) Cash and cash equivalents	18	155,426,797	46,890,311
(d) Short-term loans and advances	19	2,634,367,585	3,026,298,881
(e) Other Current Assets	20	639,077	12,855,817
		5,648,827,282	8,841,804,475
TOTAL		15,648,194,258	20,445,491,032

See accompanying notes forming part of the financial statement

As per our attached report of even date

For NBS & Co.
Chartered Accountants
FRN No.110100W


Devdas Bhat
Partner
M. No. 48094



For and on behalf of the Board


B. Vishwanath

Director


Sohanlal Shah

Director


Dhruva Das Mall

Director

Place : Mumbai
Dated : 27-May-2015

ALOK INFRASTRUCTURE LIMITED

STATEMENT OF PROFIT AND LOSS FOR THE PERIOD ENDED 31-MARCH-2015

	Particulars	Note No.	Period Ended	
			31-March-2015	30-Sep-13
I.	INCOME Revenue from Operations Less: Sales Tax / Value Added Tax Revenue from Operations	21	3,564,149,184 (7,374,190) 3,556,774,994	9,331,857,072 (17,667,007) 9,314,190,065
II.	Other Income	22	281,826,610	61,246,867
III.	Total Revenue (I+II)		3,838,601,604	9,375,436,932
IV.	EXPENSES : Cost of Materials consumed Purchase of Traded Goods Change in Stock of Finished Goods and Process Stock Employee Benefit Expenses Finance costs Depreciation / Amortisation expenses Other Expenses	23 24 25 26 27	493,828,885 46,958,966 3,150,102,822 31,501,662 378,391,979 58,102,193 331,466,777	3,574,781,178 37,576,969 5,565,245,653 72,595,080 240,500,661 73,247,714 450,259,864
	Total Expenses		4,490,353,283	10,014,207,119
V.	(LOSS) / PROFIT BEFORE EXCEPTIONAL & EXTRAORDINARY ITEMS & TAX (III-IV)		(651,751,679)	(638,770,187)
VI.	Extraordinary Items		-	(768,468,232)
VII.	Exceptional Items		-	-
VIII.	(LOSS) BEFORE TAX (V-VI)		(651,751,679)	(1,407,238,419)
IX.	Provision for Taxation - Current Tax - Deferred Tax		-	(3,544,853)
X.	(LOSS) FOR THE PERIOD (VII-VIII)		(651,751,679)	(1,410,783,272)
XI.	Short Provision of Income Tax in respect of Previous year		-	-
XII.	BALANCE CARRIED TO BALANCE SHEET		(651,751,679)	(1,410,783,272)
	Earning Per Share		-13,035.03	-28,215.67
	-Basic		-13,035.03	-28,215.67
	-Diluted			

See accompanying notes forming part of the financial statement

As per our attached report of even date

For NBS & Co.
Chartered Accountants
FRN No.110100W

Devdas Bhat
Partner
M. No. 48094

Place : Mumbai
Dated : 27-May-2015

For and on behalf of the Board

B. Vishwanath

Director

Sohanlal Shah

Director

Dhruva Das Mall

Director

ALOK INFRASTRUCTURE LIMITED

CASH FLOW STATEMENT FOR THE PERIOD ENDED 31-MARCH-2015

(Amount in Rs.)

Particulars	Period Ended 31-March-2015	Period Ended 30-Sep-13
A] Cash flow from operating activities:		
Net Loss before tax	(651,751,679)	(1,407,238,419)
Adjustments for:		
Extraordinary MTM loss	-	768,468,232
Exceptional Items - Impairment of Investments	-	73,247,714
Depreciation	58,102,193	572,671,295
Interest and Financial charges (Net)	378,391,979	53,282,757
(Profit) / Loss on Sale Of Fixed assets	861,635	52,659,981
(Profit) / Loss on Sale Of Investments	35,120,094	
Operating profit before working cap. Changes	(179,275,778)	113,091,560
Adjustments for:		
Increase / (Decrease) in Current Liabilities & Provisions	(3,380,588,496)	644,954,156
(Increase) / Decrease in Trade receivables	542,343,026	(453,135,492)
(Increase) / Decrease in Loans & Advances	1,235,503,043	(2,934,227,891)
(Increase) / Decrease in other Current assets	12,216,740	
(Increase) / Decrease in Trade payable	(338,768,209)	(4,715,585,598)
(Increase) / Decrease in Inventories	2,355,022,617	(7,344,903,265)
Cash generated from operating activities	246,452,942	(87,363,549)
Income Tax paid (Net)		
Net Cash Generated / (used) from operating activities	246,452,942	(7,432,266,814)
B] Cash flow from investing activities:		
Purchase of Fixed Asset	(73,954,046)	(8,559,985,056)
Sale of Fixed Assets	413,083	23,122,322
Advance for capital Expenditure	-	(3,761,000)
Purchase of Investments In Shares (Net)	-	8,629,492,505
Purchase of Investments In Real Estate (Net)	-	(1,268,759,950)
Sale of Investments In Real Estate (Net)	740,204,875	423,125,000
Net cash Generated / (used) in investing activities	666,663,912	(756,766,179)
C] Cash flow from financing activities:		
Proceed from Term Borrowings'	(426,188,389)	11,930,738,350
Increase / (Decrease) in Reserves on account of Merger	-	373,382,786
Share Application Money (Net)	-	(3,500,000,000)
Interest Paid	(378,391,979)	(568,483,709)
Net cash (Used) / Generated from financing activities	(804,580,367)	8,235,637,426
Net increase / (decrease) in cash & cash equivalents [A+B+C]	108,536,486	46,604,433
Cash and cash equivalents at the beginning of the period	46,890,311	285,879
Cash and cash equivalents pursuant to amalgamation (refer note 7)	-	-
Cash and cash equivalents at the end of the period (Includes Rs. 25561004 pursuant to amalgamation (refer note 7)	155,426,797	46,890,311
Net increase / (decrease) in cash & cash equivalents	108,536,486	46,604,433

NOTES TO CASH FLOW STATEMENT

- 1) Components of Cash and Cash Equivalents include Cash and Bank Balances in Current & Fixed deposits Accounts.
- 2) The Cash Flow Statement has been prepared in accordance with the requirements of Accounting Standard 'AS-3' Cash Flow Statements".
- 3) Previous year's figures have been regrouped / restated wherever necessary.

As per our attached report of even date

**For NBS & Co.
Chartered Accountants
FRN No.110100W**



**Devdas Bhat
Partner
M. No. 48094**



**Place : Mumbai
Dated : 27-May-2015**

For and on behalf of the Board


B. Vishwanath

Director


Sehanlal Shah

Director


Dhruva Das Mall

Director

ALOK INFRASTRUCTURE LIMITED

NOTES FORMING PART OF THE FINANCIAL STATEMENTS AS AT 31-MARCH-2015

Notes - 1 "Corporate Information"

Alok Infrastructure Limited is a public Limited company domiciled in India and incorporated under the provisions of the Companies Act, 1956, having Registered office at Tower B, Peninsula Business Park, G. K. Marg Lower Parel, Mumbai- 400013. The company is engaged into Real Estate projects and Retail.

Notes - 2 "Significant Accounting Policies"

a) Basis of accounting and preparation of financial statements

The Financial Statements have been prepared in accordance with the Generally Accepted Accounting Principles in India (Indian GAAP) to comply with the Accounting Standards notified under the Companies (Accounting Standards) Rules, 2006 (as amended) and the relevant provisions of the Companies Act, 1956. The financial statements have been prepared on accrual basis under the historical cost convention. The accounting policies adopted in the preparation of the financial statements are consistent with those followed in the previous year

b) Use of estimates

The preparation of financial statements in conformity with the generally accepted accounting principles require estimates and assumptions to be made that affect the reported amounts of assets and liabilities on the date of the financial statements and the reported amounts of revenues and expenses during the reporting period. Differences between, the actual results and estimates are recognised in the period in which the results are known / materialise.

c) Revenue Recognition

Revenue from construction contracts is recognised by adopting "Percentage Completion Method". It is stated on the basis of physical measurement of work actually completed at the balance sheet date, taking into account contract price and revision thereto.

Revenue from sale of Goods is recognised when earned and no significant uncertainty exists as to its realization. Sales are recognised on delivery of merchandise to the dealers, when significant risks and rewards are transferred and no effective ownership control is retained. Also refer 12 (b) below for stock correction policy.

Sales are net of discounts and sales returns. Value Added Tax and Sales Tax are reduced from Turnover. Discounts include Minimum Earnings Assurance (MEA) rebate given to the customers.

d) Fixed Assets

a) Tangible Assets

Fixed assets are carried at their original cost of acquisition less accumulated depreciation and impairment losses. Cost comprises of all costs incurred to bring the assets to their location and working condition and include all expenses incurred up to the date of launching new stores to the extent they are attributable to the new store.

The advances paid for the acquisition and development of Land has been classified as Advance for Capital Expenditure and has been grouped under Long Term Loans & Advances as per the requirement of Revised Schedule VI.

Depreciation is provided on straight line method at the rates and in the manner prescribed in Schedule XIV to the Companies Act, 1956 except in case of some items of furniture and fixtures which are depreciated over management estimated useful life of 6 years. The assets are depreciated from the month in which they are capitalized.

b) Intangible Assets

Intangible assets are carried at their cost of acquisition less accumulated amortization and impairment losses, if any. Acquired intangible assets i.e. Brands and Trademarks are recognized, where it is probable that the future economic benefits attributable to the asset will flow to the enterprise and where its cost can be reliably measured. The carrying amount of intangible assets is amortised over the best estimate of its useful life on a straight-line basis uniformly over a period of 10 years.

The company capitalises software and related implementation costs where it is reasonably estimated that the software has an enduring useful life. Software is amortised over management estimate of its useful life of 5 years.

e) Investments

Investments classified as Long Term Investments are stated at cost. Provision is made to recognise a decline, other than temporary, in the value of investments. Current investments are carried at cost or fair value whichever is lower.

f) Depreciation / Amortisation

Depreciation on Fixed Assets is provided on Straight Line Method at the rates and in the manner specified in Schedule XIV to the Companies Act, 1956.

g) Inventories

a) Stores and Construction Materials are valued and stated at lower of cost or net realisable value. The FIFO method of inventory valuation is used to determine the cost.

Work-in-Progress on construction contracts reflects value of material inputs and expenses incurred on contracts.

b) Inventories are valued at lower of cost (on weighted average basis) and net realisable value after providing for obsolescence and other losses, where considered necessary. Cost of inventories comprises of all costs of purchase and other costs incurred in bringing the inventories to their present location.

h) Employee Benefits**a) Defined Contribution Plan**

Company's contribution paid/ payable for the year to define contribution retirement benefit scheme is charged to Profit and Loss account.

b) Defined Benefit Plan

Company's liabilities towards defined benefit scheme are determined using the projected unit credit method. Actuarial valuation under projected unit credit method are carried out at Balance Sheet date, Actuarial gains/losses are recognised in Profit and Loss Account in the period of concurrence of such gains and losses. Past service cost is recognised immediately to the extent benefits are vested otherwise it is amortized on straight line basis over running average periods until the benefits become vested. The retirement benefit obligation is recognised in Balance Sheet represents present value of the defined benefit obligations as adjusted for unrecognised past service cost and as reduced by fair value of scheme assets any asset resulting from this calculation is limited to past service cost, the present value is available refunds and reduction in future contribution to the scheme.

c) Short Term Employee Benefits

Short term employee benefits expected to be paid in exchange for the services rendered by the employee are recognised undiscounted during the period the employee renders the services, these benefits include incentive, bonus.

i) Government Grants

Grants, in the nature of Interest subsidy under the Technology Upgradation Fund Scheme (TUFS), are accounted for when it is reasonably certain that ultimate collection will be made. Government grants not specifically related to fixed assets are recognised in the statement of Profit and Loss in the year of accrual / receipt.

j) Borrowing Costs

Borrowing costs that are attributable to the acquisition or construction of qualifying assets are capitalised as part of the cost of such assets. A qualifying asset is one that necessarily takes a substantial period of time to get ready for its intended use or sale. All other borrowing costs are charged to revenue.

k) operating Lease

Asset acquired on lease where significant portions of the risks and rewards incidental to ownership are retained by the lessor is classified as operating lease. Lease rentals are charged to profit and loss account on accrual basis.

l) Income taxes

Tax expense comprises of current tax, deferred tax. Current tax and deferred tax are accounted for in accordance with Accounting Standard (AS-22) on "Accounting for taxes on Income". Current tax is measured at the amount expected to be paid / recovered from the tax authority using the applicable tax rates. Deferred tax assets and liabilities are recognised for future tax consequence attributable to timing difference between taxable income and accounting income that are capable of reversing in one or more subsequent periods and are measured at relevant enacted/ substantively enacted tax rates. At each balance sheet date, the Company reassesses unrealised deferred tax assets to the extent they become reasonably certain or virtually certain of realisation, as the case may be.

m) Impairment of Fixed Assets

At the end of each year, the company determines whether a provision should be made for impairment loss on fixed assets by considering the indications that an impairment loss may have occurred in accordance with Accounting Standard (AS-28) "Impairment of Assets". An impairment loss is charged to the Profit and Loss Account in the year in which, an asset is identified as impaired, when the carrying value of the asset exceeds its recoverable value. The impairment loss recognised in prior accounting periods is reversed if there has been a change in the estimate of recoverable amount.

n) Segment Reporting

The accounting policies adopted for segment reporting are in conformity with the accounting policies adopted for the Group. The Group's operating businesses are organised and managed separately according to the nature of products and services provided, with each segment representing a strategic business unit that offers different products and serves different markets. The analysis of geographical segments is based on the areas in which major operating divisions of the Group operate.

Further, inter-segment revenue have been accounted for based on the transaction price agreed to between segments which is primarily market based.

Unallocated items include general corporate income and expense items, which are not allocated to any business segment.

o) Provisions, Contingent Liabilities and Contingent Assets

Provisions involving substantial degree of estimation in measurement are recognised when there is a present obligation as a result of past events and it is probable that there will be an outflow of resources. Contingent liabilities are not recognised but are disclosed in the Notes. Contingent Assets are neither recognised nor disclosed in the financial statements.

ALOK INFRASTRUCTURE LIMITED

NOTES FORMING PART OF THE FINANCIAL STATEMENTS AS AT 31-MARCH-2015

Particulars	As At 31 March 2015	As At 30 Sep 13
NOTES '3'		
SHARE CAPITAL		
Authorised : 8,80,50,000 (Previous Year 1,00,00,000) Equity shares of Rs.10/- each	880,500,000	880,500,000
Issued, Subscribed and Paid up :		
Equity Share Capital		
50,000 Equity shares of Rs. 10/- each fully paid (Out of the above, 600 fully paid equity shares are held by the holding Company Alok Industries Ltd through declaration of beneficial interest as per Section 187C of Companies Act,1956 and 49,400 equity shares are held by the holding Company - Alok Industries Limited)	500,000	500,000
A) No. of Shares held by Holding Company	49,400	49,400
No. Of Shares held by Holding Company through declaration of beneficial interest by directors of the Company as per Section 187C of Companies Act,1956	600	600
TOTAL	50,000	50,000
B) Shares in the company held by each shareholder holding more than 5 percent shares specifying the number of shares held.		
Alok Industries Ltd	49,400	49,400
C) Reconciliation of Equity shares outstanding at the beginning & at the end of the period.		
At the beginning of the period	No. of Shares 50,000	No. of Shares 50,000
Issued during the period	-	-
Outstanding at the end of the period	50,000	50,000
NOTES '4'		
RESERVE AND SURPLUS		
Capital Reserve	395,666,526	395,666,526
Revaluation Reserve		
Balance as per Last Balance Sheet	371,216,262	-
Addition during the year on amalgamation (Refer note 28)	-	7,765,056,529
Less - adjustment done on amalgamation (Refer note 28)	-	(7,393,840,267)
	371,216,262	371,216,262
Surplus / (deficit) in Statement of Profit & Loss		
Opening Balance	(1,881,552,287)	(77,269,013)
Add: on amalgamation (Refer Note 28)	-	(393,500,001)
Add: (Loss) / Profit during the year	(651,751,679)	(1,410,783,272)
	(2,533,303,966)	(1,881,552,286)
TOTAL	(1,766,421,178)	(1,114,669,498)

ALOK INFRASTRUCTURE LIMITED

NOTES FORMING PART OF THE FINANCIAL STATEMENTS AS AT 31-MARCH-2015

Particulars	As At 31 March 2015	As at 30 Sep 13
NOTES '5'		
LONG-TERM BORROWINGS		
From Banks		
a) Term Loans (refer note 7)	-	97,782,101
From Holding company	16,526,703,305	16,683,923,885
From Subsidiary company	27,056,807	-
TOTAL	16,553,760,111	16,781,705,986
NOTES '6'		
DEFERRED TAX LIABILITIES (NET)		
Deferred Tax Liability (DTL)		
Depreciation	37,549,963	37,549,963
	37,549,963	37,549,963
Deferred Tax Asset (DTA)		
Provision for Gratuity/Leave Encashment	-	-
Business / Depreciation loss as per I. Tax Act.	122,760,002	122,760,002
	122,760,002	122,760,002
Total Deferred Tax Liability (Net)	(85,210,040)	(85,210,040)
NOTES '7'		
LONG-TERM PROVISIONS		
Provision for employee benefits	524,078	1,615,704
TOTAL	524,078	1,615,704
NOTES '8'		
OTHER NON CURRENT LIABILITIES		
Deposit Received	10,766,570	16,067,428
TOTAL	10,766,570	16,067,428
NOTES '9'		
SHORT-TERM BORROWINGS		
a) Loans & advances from Related parties	17,659,813	475,902,327
16.75% SECURED NON CONV. DEBENTURES (Secured against 8 th floor of Peninsula Business Park and 1,2 and 7 th Floor of Ashford Center - Stock In trade) (Repayable on 23 Octo 2015)	260,000,000	-
TOTAL	277,659,813	475,902,327
NOTES '10'		
TRADE PAYABLES		
Trade Payables	260,965,814	599,734,023
TOTAL	260,965,814	599,734,023

ALOK INFRASTRUCTURE LIMITED

NOTES FORMING PART OF THE FINANCIAL STATEMENTS AS AT 31-MARCH-2015

PARTICULARS	As At 31 March 2015	As At 30 Sep 13
NOTES '11'		
OTHER CURRENT LIABILITIES		
a) Current maturities of long-term debt from Bank	116,376,274	2,856,237,469
b) Interest Accrued but Not Due	-	4,187,586
c) Advance Received from Customers	69,314,538	632,500,682
d) Temporary overdrawn bank balance	48,054,612	44,595,925
e) Other payables		
Sundry Creditors - Capital Asset	5,805,910	13,414,883
Creditors For Others	4,046,049	17,120,785
Creditors for Statutory Liabilities	58,292,194	107,966,408
TOTAL	301,889,577	3,676,023,736
Particulars	As At 31 March 2015	As At 30 Sep 13
NOTES '12'		
SHORT-TERM PROVISIONS		
Provision for Gratuity and compensated absences	300,972	362,825
Other Provision	8,248,501	8,248,501
TOTAL	8,549,473	8,611,326

ALOK INFRASTRUCTURE LIMITED

NOTES FORMING PART OF THE BALANCE SHEET AS AT 31 MARCH 2015

NOTE 13

FIXED ASSETS

Sr No	DESCRIPTION OF ASSETS	Gross Block				Depreciation				Net Block		
		As at 01.10.2013	Additions	Deductions / Adjustments	As at 31.03.2015	As at 01.10.2013	For the Period	Impairment of Asset	Deductions / Adjustments	As at 31.03.2015	As at 31.03.2015	As at 30.09.2013
1	Air Conditioner	9,429,841	-	609,618	8,820,223	1,442,406	664,637	-	138,383	1,968,659	6,851,564	7,987,435
2	Borewell	152,940	-	-	152,940	28,520	7,662	-	-	36,182	116,758	124,420
3	Computers & Peripherals	27,235,290	-	92,800	27,142,490	14,859,397	5,972,679	-	32,593	20,799,482	6,343,008	12,375,893
4	Electrical Fittings	1,515,822	-	-	1,515,822	502,664	143,927	-	-	646,591	869,231	1,013,158
5	Factory Building	179,339,542	-	-	179,339,542	32,296,209	8,984,911	-	-	41,281,120	138,058,422	147,043,333
6	Furniture & Fixtures	158,595,208	1,900	568,513	158,028,595	100,214,848	14,924,858	-	374,929	114,764,776	43,263,819	58,380,360
7	Land	8,062,814,012	73,945,717	-	8,136,759,729	-	-	-	-	-	8,136,759,729	8,062,814,012
8	Motor Car	2,044,282	-	834,657	1,209,625	674,775	172,372	-	284,968	562,179	647,446	1,369,507
9	Office Equipments	6,973,890	6,429	-	6,980,319	1,758,233	668,766	-	-	2,426,999	4,553,320	5,215,657
10	Plant & Machinery	111,772,444	-	-	111,772,443	26,866,348	7,963,787	-	-	34,830,134	76,942,309	84,906,096
11	School Building	216,226,785	-	-	216,226,785	7,688,218	10,832,962	-	-	18,521,180	197,705,605	208,538,567
		8,776,100,056	73,954,046	2,105,588	8,847,948,513	186,331,618	50,336,561	-	830,873	235,837,302	8,612,111,211	8,589,768,438
1	Computer Software	57,009,605	-	-	57,009,605	34,841,533	4,138,204	-	-	38,979,737	18,029,868	22,168,072
2	Brands	24,182,893	-	-	24,182,893	9,270,109	3,627,434	-	-	12,897,543	11,285,350	14,912,784
		81,192,498	-	-	81,192,498	44,111,642	7,765,638	-	-	51,877,280	29,315,218	37,080,856
	TOTAL CURRENT YEAR	8,857,292,554	73,954,046	2,105,588	8,929,141,011	230,443,260	58,102,199	-	830,873	287,714,582	8,641,426,429	8,626,849,294
	TOTAL PREVIOUS YEAR	396,028,865	8,556,998,893	95,735,204	8,857,292,554	2,670,775	177,163,212	69,939,400	19,330,126	230,443,260	8,626,849,294	

ALOK INFRASTRUCTURE LIMITED

NOTES FORMING PART OF THE FINANCIAL STATEMENTS AS AT 31-MARCH-2015

Particulars	As At 31 March 2015	As At 30 Sep 13
NOTES '14'		
NON-CURRENT INVESTMENTS		
a) Investments in Equity Instruments		
In Subsidiary Companies - Unquoted (Trade)		
Alok Industries International Ltd. [50,000 (previous year 50,000) Equity Shares of USD 1/- each]	2,541,500	2,541,500
Less: Provision	(2,541,500)	(2,541,500)
Grabal Alok International Limited [50,025 (previous year 50,025) Equity Shares of USD 1/- each]	2,542,771	2,542,771
Less: Provision	(2,542,771)	(2,542,771)
In Associates- Unquoted (Trade)		
Alspun Infrastructure Limited [1,00,000 (previous year 1,00,000) Equity Shares of Rs.10/- each]	1,000,000	1,000,000
Ashford Infotech Private Limited [25,00,000 (Previous year 25,00,000) Equity Shares of Rs.10/- each]	25,000,000	25,000,000
b) Investment in Preference shares		
Ashford Infotech Private Limited [5,00,000 (Previous year,5,00,000) Redeemable Preference Shares of Rs. 10/- each]	654,850,000	654,850,000
Alspun Infrastructure Limited [22 65,000 (Previous year,5,00,000) Redeemable Preference Shares of Rs. 10/- & premium 314.30 each]	179,800,000	162,150,000
Grabal Alok International Limited [1,48,95,022 (Previous year 1,48,95,022) Redeemable Preference Shares of USD 1/- each]	693,444,561	693,444,561
Less: Provision	(693,444,561)	(693,444,561)
Investment in Real Estate		
- Commercial Building	-	792,974,969
TOTAL	860,650,000	1,635,974,969
Particulars	As At 31 March 2015	As At 30 Sep 13
NOTES '15'		
LONG-TERM LOANS & ADVANCES		
Advance for Capital Goods	187,992,131	200,554,286
Advances to Others	-	814,125,000
Long Term Deposits	30,823,745	47,708,337
TOTAL	218,815,876	1,062,387,623

ALOK INFRASTRUCTURE LIMITED

NOTES FORMING PART OF THE FINANCIAL STATEMENTS AS AT 31-MARCH-2015

Particulars	As At 31 March 2015	As At 30 Sep 13
NOTES '16'		
INVENTORIES		
Construction Work in Progress	405,698,076	197,632,516
Finished Goods	67,957,780	220,693,997
Construction project	2,300,080,102	4,710,432,062
TOTAL	2,773,735,958	5,128,758,575
NOTES '17'		
TRADE RECEIVABLES		
Outstanding for a period exceeding six months from the date they were due for payment		
Secured, considered Good		
Unsecured, considered Good		
Doubtful		
Other Debts Unsecured considered good	144,957,173	638,582,679
Less :		
Provision For Doubt Debts	(60,299,308)	(11,581,788)
(During the year the Company has provided for doubtful debts@50%)		
TOTAL	84,657,865	627,000,891
NOTES '18'		
CASH AND CASH EQUIVALENTS		
Cash on Hand	62,359	1,018,138
Bank Balances :		
a) With Scheduled Banks :		
- In Current Accounts	153,144,439	43,652,173
- In Fixed Deposit Accounts	2,220,000	2,220,000
TOTAL	155,426,797	46,890,311
NOTE		
Particulars	As At 31 March 2015	As At 30 Sep 13
NOTES '19'		
SHORT-TERM LOANS AND ADVANCES		
(Unsecured, considered good)		
Loans & Advance to Related Parties	1,542,466,700	18,406,179
Advance to Others	672,377,395	2,628,382,121
Advance Tax & TDS (net of provisions Rs. 69,210,587/-)	195,401,233	148,651,090
Other Loan & Advances		
Prepaid Expenses	69,817	1,016,607
Advance to Creditors	221,875,958	208,278,202
Loans & Advance to Staff	580,629	1,233,743
Advance With Exclise Dept. (Own)	1,595,853	10,895,849
Modvat Suspence A/C.	-	9,435,090
	2,634,367,585	3,026,298,881
Less : Provision		
	2,634,367,585	3,026,298,881
Considered good	2,634,367,585	3,026,298,881
Considered doubtful	-	-
TOTAL	2,634,367,585	3,026,298,881
NOTES '20'		
OTHER CURRENT ASSETS		
Interest Receivable on Deposit	639,077	466,290
Subsidy Receivable	7,007,278	10,573,503
Rent Receivable	-	1,784,134
Interest Receivable (Others)	-	31,890
Export Incentives Receivable	21,431	21,431
	7,667,786	12,877,248
Less:		
Provision for Export Incentives Receivable	(21,431)	(21,431)
Provision for Subsidy Receivable	(7,007,278)	
TOTAL	639,077	12,855,817

ALOK INFRASTRUCTURE LIMITED

NOTES FORMING PART OF THE FINANCIAL STATEMENTS AS AT 31-MARCH-2015

Particulars	For the Period ended 31 March 2015	For the period ended 30 Sep 2013
NOTES '21' REVENUE FROM OPERATIONS		
Income From Construction Activity	3,483,091,480	9,285,350,516
Sale of products (Net of returns)	73,683,514	46,506,556
TOTAL	3,556,774,994	9,331,857,072
NOTES '22' OTHER INCOME		
Interest From Bank FDR	1,812,509	274,653
Interest On N.S.C.	-	25,906
Other Misc Receipt	8,039,791	26,634,734
Rent Received	254,552,756	33,455,269
Sale Of Scrap	-	856,306
Interest From Other	17,421,554	-
TOTAL	281,826,610	61,246,867
NOTES '23' COST OF MATERIAL CONSUMED		
Construction (Civil) Charges	76,163,014	1,284,530,873
Purchase Of Cement	172,613,928	163,834,735
Purchase Of Other Building Material	72,459,789	141,841,750
Purchase Of Steel	172,592,154	1,984,573,820
TOTAL	493,828,885	3,574,781,178
NOTES '24' CHANGE IN STOCK OF FINISHED GOODS AND PROCESS STOCK		
Closing Stock as on 31.03.2015		
Process Stock	405,698,076	197,632,516
Finished Goods	67,957,780	220,693,997
Construction Project	1,504,999,897	4,710,432,062
Less : Opening Stock as on 01.10.2013		
Process Stock	(197,632,516)	(413,172,977)
Finished Goods	(220,693,997)	(281,096,653)
Construction Project	(4,710,432,062)	-
Real Estate assets received on amalgamation	-	(16,900,539,725)
Less - Provision for onerous contract written back	-	6,900,805,127
TOTAL	(3,150,102,822)	(5,565,245,653)

ALOK INFRASTRUCTURE LIMITED

NOTES FORMING PART OF THE FINANCIAL STATEMENTS AS AT 31-MARCH-2015

Particulars	For the Period ended 31 March 2015	For the period ended 30 Sep 2013
NOTES '25'		
EMPLOYEE BENEFIT EXPENSES		
Salaries, Wages and Bonus	30,301,570	67,174,575
Contribution to Provident Fund and Other Funds	761,340	1,698,562
Employees Welfare Expenses	438,752	3,721,944
TOTAL	31,501,662	72,595,080
NOTES '26'		
FINANCE COST		
Bill Discounting Charges	-	32,332,677
Interest Paid :		
On Fixed Loans (Net of recovery of Rs. NIL (previous year Rs.364,503,311))	341,750,709	205,649,580
On cash Credit & Others	36,641,270	2,518,404
TOTAL	378,391,979	240,500,661
NOTES '27'		
OTHER EXPENSES		
Advertisement	47,274	1,052,168
Labour Charges	-	22,545
Business Promotion Expenses	385,497	6,602,642
Commission Or Brokerage On Sales	41,367,824	32,843,540
Communication Expenses	817,500	2,497,798
Donation	-	122
Exchange Rate Diff.-Others	16,629	74,623,741
Electricity Expenses	4,348,282	7,494,714
Fees Rates & Taxes	18,072,638	4,967,688
Freight Coolie & Cartage	4,935,233	15,919,520
Impairment Of Assets	-	-
Insurance Charges	3,425,953	4,838,984
Legal & Profession Fees	48,566,093	16,995,067
Auditors' Remuneration		
- Audit Fees	461,800	2,679,532
- Tax Audit Fees	100,000	22,472
- Certification		
	561,800	2,702,004
Profit/Loss On Sale Of Assets	861,635	53,282,757
Profit/Loss On Sale Of Investment	35,120,094	52,659,981
Prov. For Export Inventives	-	934,348
Provision for Subsidy Receivable	7,007,278	-
Provision For Doubtful Debts & Adv.	48,717,520	52,139
Purchase Of Packing Materials	-	1,938,713
Purchase Of Stores	938,097	3,022,515
Rent	33,626,069	117,940,165
Repairs & Maintenance	44,207,499	33,198,090
Security Expenses	443,208	2,473,785
Travelling Expenses	1,011,223	3,363,895
Misc. Exp	36,989,431	10,832,942
[Miscellaneous Expenses includes Bank Charges, Printing and Stationary, Motor Car Exp, Vehicle Exp, Travelling Exp, Telephone Exp etc.]		
TOTAL	331,466,777	450,259,864

ALOK INFRASTRUCTURE PRIVATE LIMITED

NOTE '28' - ADDITIONAL INFORMATION TO THE FINANCIAL STATEMENTS

1. Capital Commitments

(Amount in Rs.)

Particulars	Current Year	Previous Year
Estimated amount of contracts remaining to be executed on capital account and not provided for (Net of advances)	45,470,276	47,084,154

2. Contingent Liabilities

- The company has given Corporate Guarantee of Rs. 600 crores to SBI for Loan taken by Alok Industries Ltd.
- Contingent Liability amounting to Rs. 592,572 in respect of court case pending against Roma Real Estate.

3. Details of Related Party Disclosure

I. Names of related parties and nature of relationship

As per Accounting Standard AS 18 "Related Party Disclosures" issued by the ICAI, Company's related parties have been disclosed as below:

Description of relationship	Names of related parties	
Holding Company	Alok Industries Limited	
Subsidiary Companies	Alok European Retailers S.R.O Grabal Alok International Limited Mileta, a.s. Alok Industries International Limited Grabal Alok (UK) Limited	
Fellow Subsidiaries	Alok International Inc. (U.S.A) Alok Singapore PTE Ltd. Alok International (Middle East) FZE	
Associates	Aispun Infrastructure Limited Ashford Infotech Private Limited	
Entities under Common Control	Alok Denims (India) Limited Alok Knit Exports Limited Alok Textile Traders Ashok B. Jiwrajka (HUF) Ashok Realtors Private Limited Nirvan Exports	Pramatex Enterprises Surendra B. Jiwrajka (HUF) Trumphant Victory Holding Limited D. Surendra & Co. Dilip B. Jiwrajka (HUF) Avan Packaging and Exports
Key Management Personnel	Ashok B. Jiwrajka Dilip B. Jiwrajka Surendra B. Jiwrajka	
Relatives of Key Management	Vinod B. Jiwrajka Epl Source India Private Limited	

ii. Nature of transaction with Associates, Holding Company, Key Management Personnel & Relative of Key Management Personnel.

Transaction	Holding Company	Associates / Entities under Common Control	Subsidiary Companies	Fellow Subsidiaries	Key Management Personnel / Relatives	Total
a) Share Capital						
Balance as at year end	500,000 (500,000)	- (-)	- (-)	- (-)	- (-)	500,000 (500,000)
b) Equity Share Application						
Balance as on 1st Octo 2013	- (-)	(3,500,000,000)	- (-)	- (-)	- (-)	- (3,500,000,000)
Received / Adjusted during the	- (-)	(3,500,000,000)	- (-)	- (-)	- (-)	- (3,500,000,000)
Balance as at 31 st March 2015	- (-)	-	- (-)	- (-)	- (-)	-
c) Long Term Borrowings						
Balance as on 1 Octo 2013	16,683,923,885 (-)	- (-)	- (-)	- (-)	- (-)	16,683,923,885
Received / Adjusted during the period (NET)	(157,220,580) (16,683,923,885)	- (-)	27,056,807 (-)	- (-)	- (-)	(130,163,774) (16,683,923,885)
Balance as at 31 st March 2015	16,526,703,305 (16,683,923,885)	- (-)	27,056,807 (-)	- (-)	- (-)	16,553,760,111 (16,683,923,885)
c) Short Term Borrowings						
Balance as on 1 Octo 2013	- (403,399,079)	- (-)	- (-)	- (-)	- (-)	- (403,399,079)
Received / Adjusted during the period (NET)	- (403,399,079)	17,659,813 (15,722,926)	- (460,179,401)	- (-)	- (-)	17,659,813 (72,503,248)
Balance as at 31 st March 2015	- (-)	17,659,813 (15,722,926)	- (460,179,401)	- (-)	- (-)	17,659,813 (475,902,327)
d) Investments						
Balance as on 1 Octo 2013	- (-)	843,000,000 (843,000,000)	698,528,832 (1,133,500,000)	- (-)	- (-)	1,541,528,832 (1,976,500,000)
Addition / Deduction during the	- (-)	17,650,000 (-)	0 (864,444,115)	- (-)	- (-)	17,650,000 (864,444,115)
Balance as at 31 st March 2015	- (-)	860,650,000 (843,000,000)	698,528,832 (698,528,832)	- (-)	- (-)	1,559,178,832 (1,541,528,832)
e) Share Application Money						
Balance as on 1 Octo 2013	- (-)	(247,446,000)	(7,680,002,390)	-	-	(7,927,448,390)
Given during the year (Net)	- (-)	-	-	-	-	-
Adjustment /Alloted during the	- (-)	(247,446,000)	(7,680,002,390)	-	-	(7927448390)
Balance as at 31 st March 2015	- (-)	-	-	-	-	-

Transaction	Holding Company	Associates / Entities under Common Control	Subsidiary Companies	Fellow Subsidiaries	Key Management Personnel / Relatives	Total
f) Loans & Advances						
Balance as on 1 Octo 2013	-	18,406,179	-	-	-	18,406,179
	(-)	-	-	-	-	-
Received/(Given) during the year	-	15,455,431	1,539,515,951	-	-	1,554,971,382
	(-)	(18,406,179)	-	-	-	(18,406,179)
Balance as at 31 st March 2015	-	2,950,748	1,539,515,951	-	-	1,542,466,699
	(-)	(18,406,179)	-	-	-	(18,406,179)
g) Sundry Debtors						
Balance as at 31 st March 2015	-	-	-	-	-	-
	(432,511,607)	(-)	(-)	(-)	(-)	(432,511,607)
h) Deposits						
Balance as at 31 st March 2015	-	-	-	-	0	0
	(-)	(-)	(-)	(-)	(3,000,000)	(3,000,000)
i) Sundry Creditors						
Balance as at 31 st March 2015	0	0	0	0	0	0
	(170,938,405)	-	-	-	-	(170,938,405)
j) INCOME						
Turnover						
Income from Construction	286,466,339	-	-	-	-	286,466,339
	(4,014,043,279)	(-)	(-)	(-)	(-)	(4,014,043,279)
Sale of Goods	3,524,473	-	-	-	-	3,524,473
	(9,226,064)	(507,750)	-	-	-	(9,733,814)
Sale of Assets	-	-	-	-	-	-
	(4,021,502)	(-)	(-)	(-)	(-)	(4,021,502)
Rent Received	128,795,875	36,000	0	0	0	128,831,875
	(7,146,518)	(12,000)	-	-	(2,583,750)	(9,742,268)
k) EXPENDITURE						
Rent Paid	5,850,135,00	-	-	-	0	5,850,135
	(1,052,440)	-	-	-	(1,600,000)	(2,652,440)
Salary	-	-	-	-	-	-
	(-)	(-)	(-)	(-)	(397,112)	(397,112)
Purchase of Traded Goods	56,510	-	-	-	-	56,510
	(3,959,219)	(-)	(-)	(-)	(-)	(3,959,219)
	-	-	-	-	-	-
	(-)	(-)	(-)	(-)	(-)	(-)

- a. Related Party relationship is as identified by the company and relied upon by the Auditors
b. Previous year figures are given in brackets.

III. Out of the above items, transaction in excess of 10% of the total Related Party transactions are as under:

Transaction	Holding Company	Associates/ Entities under Common Control	Subsidiaries	Fellow Subsidiaries	Key Management Personnel / Relatives	Total
a) Share Capital						
Alok Industries Limited	500,000 (500,000)	- (-)	- (-)	- (-)	- (-)	500,000 (500,000)
b) Investments						
Alspun Infrastructure Ltd.	-	17,650,000 (163,150,000)	-	-	-	17,650,000 (163,150,000)
Ashford Infotech Pvt. Ltd.	-	(679,850,000)	(-)	(-)	(-)	(679,850,000)
Alok Industries International	(-)	(-)	(2,541,500)	(-)	(-)	(2,541,500)
Grabal Alok International Limited	(-)	(-)	(695,987,332)	(-)	(-)	(695,987,332)
c) Share Application Money						
Grabal Alok International Limited	(-)	(-)	-	(-)	(-)	(-)
d) Short term borrowings						
Alok Industries Limited - Received	(403,399,079)	(-)	(-)	(-)	(-)	(403,399,079)
Alok Knit Exports Pvt Ltd	-	17,659,813	-	-	-	17,659,813
e) Sundry Debtors						
Alok Industries Limited	(88,257,383)	(-)	(-)	(-)	(-)	(88,257,383)
f) Turnover						
Alok Industries Limited	286,466,339 (4,014,043,279)	- (-)	- (-)	- (-)	- (-)	286,466,339 (4,014,043,279)

4. Earning Per Share (EPS)

Particulars	31-Mar-15	30-Sep-13
Net profit after tax		
Net Profit Available for Equity Shareholders - (Basic)	(651,751,679)	(1,410,783,272)
Net profit available for Equity Shareholders - (Dilutive)	(651,751,679)	(1,410,783,272)
Weighted average number of Equity Shares Basic (Nos.)	50,000	50,000
Weighted average number of Equity Shares Dilutive (Nos.)	50,000	50,000
Nominal value of equity shares per share (In Rupees)	10.00	10.00
Basic Earnings per share (Rupees)	(13,035)	(28,216)
Diluted Earnings per share	(13,035)	(28,216)

5. Segment Reporting

a) Primary Segment: Business Segment

The company has identified business segment as its primary segment and geographic segments as its secondary segment. Business segments are primarily Construction & Retail.

Revenues and expenses directly attributable to segments are reported under each reportable segment. Expenses which are not directly identifiable to each reportable segment have been allocated on the basis of associated revenues of the segment, at other expenses which are not attributable or allocable to segments have been disclosed as unallocable expenses. Assets and liabilities that are directly attributable or allocable to segments are disclosed under each reportable segment. All other assets and liabilities are disclosed as unallocable. Fixed assets that are used interchangeably amongst segments are not allocated to primary and secondary segments. Is reported based on items that are individually identifiable to that segment. The company believes that it is not practical to allocate segment expenses, segment results, assets used, except debtors, in the company's business or liabilities contracted since the resources / services / assets are used interchangeably within the segments. Accordingly, no disclosure relating to same is made

Geographical revenues are allocated based on the location of the customer.

Particulars	Construction		Retail		Consolidated	
	Current Year	Previous Year	Current Year	Previous Year	Current Year	Previous Year
Segment Revenue	3,483,091,480	9,285,350,516	73,683,514	28,839,549	3,556,774,994	9,314,190,065
	3,483,091,480	9,285,350,516	73,683,514	28,839,549	3,556,774,994	9,314,190,065
Expenses						
Purchase of Traded Goods	-	-	46,958,966	37,576,969	46,958,966	37,576,969
Cost of Materials consumed	493,828,885	3,574,781,178	-	-	493,828,885	3,574,781,178
Change in Stock of Finished Goods	2,997,366,605	5,504,842,997	152,736,217	60,402,656	3,150,102,822	5,565,245,653
Employee Benefit Expenses	9,229,012	13,439,230	22,272,650	59,155,850	31,501,662	72,595,080
Finance costs	347,427,006	199,615,353	622,775	40,885,309	378,391,979	240,500,661
Depreciation / Amortisation expense	11,042,767	5,983,731	28,305,393	67,263,983	58,102,193	73,247,715
Other Expenses	167,131,204	176,571,396	118,233,087	273,698,468	331,466,780	450,259,864
	4,026,025,479	9,475,233,884	369,129,087	538,973,235	4,490,353,286	10,014,207,119
Segment Result	(542,933,999)	(189,883,368)	(295,445,573)	(510,133,687)	(933,578,292)	(700,017,055)
Unallocable Expenses (net)	-	-	-	-	-	-
Operating Income	(542,933,999)	(189,883,368)	(295,445,573)	(510,133,687)	(933,578,292)	(700,017,055)
Other Income (Net)	270,826,119	27,658,026	6,720,588	33,588,841	281,026,610	61,246,867
Profit Before Taxes	(272,107,880)	(162,225,342)	(288,724,986)	(476,544,846)	(651,751,682)	(638,770,188)
Tax Expenses	-	-	-	-	-	-
Net Profit for the year	(272,107,880)	(162,225,342)	(288,724,986)	(476,544,846)	(651,751,682)	(638,770,188)

6. Employee Benefit Plan

a. Defined contribution

plans:

Amounts recognized as expenses towards contributions to provident fund by the Company are Rs. 761,340/- for Period ended 31 March 2015 and Rs. 1,486,766/- for previous year ended 30 September 2013

b. Defined benefit plans:

a) **Gratuity Plan:** The Company provides for Employee's Gratuity defined benefit plan for qualifying employees. The scheme provides for lump sum payment to vested employees at retirement or death while in employment or on termination of employment of an amount equivalent to fifteen days salary payable for each completed year of service or part thereof in excess of six months. Vesting occurs on completion of five years of service.

b) **Compensated absences:** Employees' entitlement to compensated absences in future periods based on unavailed leave as at balance sheet date as per the policy of the Company is expected to be a long term benefit and is actuarially valued.

The following table sets out the status of the gratuity plan for the period ended 31 March 2015 as required under AS 15 (Revised).

I. Actuarial assumptions

	Gratuity	
	Octo 13 to Mar-15	Apr-12 to Sep-13
Mortality table (LIC)	1994-96 (Ultimate)	1994-96 (Ultimate)
Discount Rate	7.90%	9.10%
Rate of Return on Plan Assets	8.50%	8.50%
Salary Escalation	9.00%	9.00%
Attrition Rate		
Age (Years)		
21-30	10%	10%
31-40	5%	5%
41-50	3%	3%
51-59	2%	2%

II. Table showing change in Benefit Obligation

(Amount in Rs.)

	Gratuity	
	Octo 13 to Mar-15	Apr-12 to Sep-13
Liability at the beginning of the year	3,130,604.00	4,252,219.00
Interest Cost	506,333.00	767,447.00
Current Service Cost	973,767.00	2,505,290.00
Past Service Cost (Non Vested)	-	-
Past Service Cost (Vested Benefit)	-	-
Settlement	-	-
Liability Transfer In	-	-
Liability Transfer out	-	-
Benefit Paid	(932,189.00)	(120,746.00)
Actuarial (gain) / loss on	(931,505.00)	(4,273,606.00)
Liability at the end of the year	2,747,010	3,130,604

III. Table of Fair value of Plan Assets

	Gratuity	
	Octo 13 to Mar-15	Apr-12 to Sep-13
Fair Value of Plan Assets at the beginning of the year	3,412,321.00	3,236,891.00
Expected Return on Plan Assets	451,596.00	472,764.00
Contributions	35,221.00	-
Transfer from other company	-	-
Transfer to other company	-	-
Benefit Paid	(932,189.00)	(120,746.00)
Actuarial (gain)/loss on Plan Assets	84,994.00	(176,588.00)
Fair Value of Plan Assets at the end of the year	3,051,943.00	3,412,321.00
Total Actuarial (Gain) / Loss to be Recognised	-	-

IV. Recognition of Transitional Liability

	Gratuity	
	Octo 13 to Mar-15	Apr-12 to Sep-13
Transition Liability at start	-	-
Transition Liability Recognised	-	-
Transition Liability at end	-	-

V. Recognition of Transitional Liability

	Gratuity	
	Octo 13 to Mar-15	Apr-12 to Sep-13
Expected Return on Plan Assets	-	-
Actuarial (gain) / loss on Plan	-	-
Actual Return on Plan Assets	-	-

VI. Amount Recognised in the Balance Sheet

	Gratuity	
	Octo 13 to Mar-15	Apr-12 to Sep-13
Liability at the end of the year	(304,933.00)	(281,717.00)
Fair Value of Plan Assets at the end of the year	-	-
Difference	304,933.00	281,717.00
Unrecognised Past Service Cost	-	-
Un recognised Transition Liability	-	-
Amount Recognised in the Balance	304,933.00	281,717.00

VII. Expenses recognised during the year

	Gratuity	
	Octo 13 to Mar-15	Apr-12 to Sep-13
Current Service Cost	973,767.00	2,505,290.00
Interest Cost	506,333.00	767,447.00
Expected return on plan assets	(451,596.00)	(472,764.00)
Past Service Cost (Non Vested Benefit) Recognised	-	-
Past Service Cost (Vested Benefit)	-	-
Recognition of Transition Liability	-	-
Actuarial (gain) / loss	(1,016,499.00)	(4,097,018.00)
Expenses Recognised In Profit & Loss Account	12,005.00	(1,297,045.00)

VIII. Balance Sheet Reconciliation

	Gratuity	
	Octo 13 to Mar-15	Apr-12 to Sep-13
Opening Net Liability	449,884	1,746,929
Expenses as above	12,005	(1,297,045)
Employers Contribution		
Amount recognised in Balance	461,889	449,884

IX. Other Details

	Gratuity	
	Octo 13 to Mar-15	Apr-12 to Sep-13
Gratuity is payable at the rate of 15 days' Salary for each year of service subject to Maximum of Rs.1000000/-		
Salary escalation is considered as advised by The company		
No of Members	56.00	79.00
Salary Per Month	13,255	16,675
Contribution for Next Year	-	400,000.00

X. Experience Adjustment

	Gratuity	
	Octo 13 to Mar-15	Apr-12 to Sep-13
On Plan Liability (gain) / loss	(1,298,038)	(4,107,477)

6. Leases

Asset Given on Operating Lease -

Particulars	31.03.2015	30.09.2013
a) School Buildings' in Note 11 - Fixed Assets -		
i) Gross carrying amount as at the year end	216,226,785	216,226,785
ii) Accumulated Depreciation as at the year end	288,346,431	7,688,218
iii) Depreciation recognised in the Profit and Loss	10,832,967	5,634,376

b) Future Minimum Lease Income under Operating Lease are as under -

Particulars	31.03.2015	30.09.2013
Not Later than One Year	86,786,252	4,905,000
Later than One Year and not Later than Five Year	81,891,906	32,945,250
Later than Five Years	243,369,750	250,890,750

c) No contingent rents is recognised in the statement of profit and loss for the period:

7. Deferred Tax Asset on provision created for impairment of Investment has not been recognised as there is no virtual certainty of recovery of the Investment in future.

8. The company has purchased investments in the form of equity capital and cumulative redeemable preference shares in Alok Industries International Ltd ("Alok BVI") & Grabal Alok International Ltd ("Grabal BVI"), from Alok Industries Ltd, Holding Company on 30 March, 2012. Hence Alok BVI & Grabal BVI are now wholly owned subsidiaries of the company. During the previous year, vide a novation agreement, Alok Industries Ltd had taken over the obligation of Grabal Alok UK Ltd, then an associate company of Alok BVI & Grabal BVI in the United Kingdom, towards its liability pertaining to a JPY/USD foreign currency derivative entailing monthly settlement up to October 2012 with a 'knock-out' feature at a stipulated JPY/USD mark. Consequent to the purchase of shares in Alok BVI and Grabal BVI from Alok Industries Ltd, the


9. The balance of debtors, creditors, loans and advances given and taken are subject to confirmation, reconciliation and adjustments if any. In the opinion of the management impact of the same is not material

10. Though there is a significant fall in the production and revenue of the H&A and Apparel division of the company, no impairment in the books have been considered necessary by the management as there are no diminution to the carrying value of the assets as on balance sheet date and Management expects continued future cash flow from the use of these assets.

11. The Financial Statement have been prepared on "going concern" basis which assumes that the company will be able to continue in operational existence for the foreseeable future.

The company has received confirmation from Alok Industries Limited, that the ultimate parent undertaking will continue to support the company for a period of at least 12 months from the date of approval of financial statement. On this basis, directors of the company believes that it is appropriate to prepare the financial statement on "going concern" basis.

12. The figures of the previous year have been reclassified / regrouped wherever necessary to correspond with those of the current period.

As per our attached report of even date	For and on behalf of the Board
For NBS & Co. Chartered Accountants FRN No.110100W	B. Vishwanath Director
	Sohablal Shah Director
Devdas Bhat Partner M. No. 48094	Dhruva Das Mall Director
Place : Mumbai Dated : 27-May-2015	